



FINAL PROGRAM

XXFESSH CONGRESS

FEDERATION OF
EUROPEAN SOCIETIES
FOR SURGERY
OF THE HAND

17-20 June 2015

Milan, Italy

Under the patronage of

Congress Chairman: **Giorgio Pajardi**



For more information
www.fessh2015.eu



European Union of Medical Specialists
EACCME - European Accreditation Council for Continuing Medical Education
Institution of the UEMS
Avenue de la Couronne 20, B-1050, Brussels
T: +32 2 649 5164 | F: +32 2 640 37 30 | E: accreditation@uems.net

Federation of European Societies for Surgery of the Hand (FESSH)

SUBJECT: EACCME accreditation granted EACCME-12353-G

We are pleased to inform you that your application for European accreditation for:

XXth Congress of the Federation of European Societies for Surgery of the Hand (FESSH)

Venue: Milan, Italy (17.-20.06.2015)
Event code: 12353

was granted **14** European CME credits (ECMEC) by the European Accreditation Council for Continuing Medical Education (EACCME).

European Accreditation

European Accreditation is granted by the EACCME in order to allow participants who attend the above-mentioned activity to validate their credits in their own country.

Accreditation Statement

Accreditation by the EACCME confers the right to place the following statement in all communication materials including the registration website, the event programme and the certificate of attendance. The following statements must be used without revision:

»The 'Federation of European Societies for Surgery of the Hand (FESSH)' (or) 'XXth Congress of the Federation of European Societies for Surgery of the Hand (FESSH)' is accredited by the European Accreditation Council for Continuing Medical Education (EACCME) to provide the following CME activity for medical specialists. The EACCME is an institution of the European Union of Medical Specialists (UEMS), www.uems.net.«

»The 'XXth Congress of the Federation of European Societies for Surgery of the Hand (FESSH)' is designated for a maximum of (or 'for up to') 14 hours of European external CME credits. Each medical specialist should claim only those hours of credit that he/she actually spent in the educational activity.«

»Through an agreement between the European Union of Medical Specialists and the American Medical Association, physicians may convert EACCME credits to an equivalent number of AMA PRA Category 1 Credits™. Information on the process to convert EACCME credit to AMA credit can be found at www.ama-assn.org/go/internationalcme.«

»Live educational activities, occurring outside of Canada, recognized by the UEMS-EACCME for ECMEC credits are deemed to be Accredited Group Learning Activities (Section 1) as defined by the Maintenance of Certification Program of The Royal College of Physicians and Surgeons of Canada.«

EACCME credits

Each medical specialist should claim only those hours of credit that he/she actually spent in the educational activity. The EACCME credit system is based on 1 ECMEC per hour with a maximum of 3 ECMECs for half a day and 6 ECMECs for a full-day event.

Logo

The UEMS – EACCME logo is a service mark of the European Union of Medical Specialists – European Accreditation Council for CME. This service mark may be used publicly only with the permission of the UEMS – EACCME. The logo may only be used in conjunction with, and in proximity to, the EACCME accreditation statement. The logo cannot be used in notices, advertising, or promotion of activities other than in association with the EACCME accreditation statement.

Feedback report

The EACCME requires you to provide a feedback report of the event within four weeks of its completion together with a copy of the list of participants and the results of the individual feedback assessments by participants.

Brussels, 22. 5. 2015 The UEMS – EACCME Secretariat

UEMS - Union européenne des médecins spécialistes | Avenue de la Couronne 20, B-1050, Bruxelles
IBAN BE28 0001 3283 3820 | BIC (SWIFT) code: BPOTBEB1

The European Accreditation Council for Continuing Medical Education (EACCME) was set up by the UEMS for the purpose of ensuring the international mutual recognition of quality assessments of CME-CPD activities organised all over the world for the benefit of European physicians



**Welcome message of the chairman
of the XX FESSH Congress
Prof. Giorgio Pajardi**

Welcome at XX FESSH congress in Milan, welcome to Italy and in my own City, Milan, which is giving these months hospitality to EXPO, worldwide exhibition, with the theme: feed the planet
After 20 years the FESSH Congress comes back in Italy, in the country which has mainly contributed at the naissance and developing of hand surgery in the world, with estimated pioneers as Bonola, Morelli, Mantero, Codega, De Negri, Brunelli, Bedeschi, Caroli
The venue of the Congress is the newly renovated congress area, in the heart of the city, 5th biggest congress centre in the world, 2nd in Europe
David Warwick developed an innovative and modern instructional course; a lively and remarkable congress framework has been shaped by the sage mind of Marc Ritt together with the expert hands of the Scientific Committee; there will be "face to face" sessions among esteemed specialists, also dedicated to younger colleague, throughout which they could solve unsettled problems
A kindergarten will welcome you and look after your babies; EXPO exhibition is really near and unmissable; with a short subway trip, less then 10 minute, you could get to the very well known "fashion quadrilater", and in its core, in Four Season Hotel, the social dinner will take place, with glamorous and enchanting fashion show and rousing music session
I would like to thank you very much because throughout your delegates you have voted my country as venue of the Congress and I would like also to thank the FESSH council for its constant and precious support. A special thanks to Kristzina and Nandor for their non-stop and incessant work, to Luigi Cammi and Jessica Vignali of PLSE for the gorgeous and elegant local organization; and one more thank to my Team for have given me the time and the support to dedicate to this huge and enormous venture.
Evidently the major thank is to my wife Elisabetta and to my Family who supported me since the beginning in 2011, and have lived intensively each single day of this outstanding and exceptional experience
But the real last and most important thanks is for SICM, Italian Society for Hand Surgery, among the most vivacious and leading in the scientific international scenario, that in the recent years has spread our knowledge in Universities and in many Hospitals, to reach any needy patient in the whole country
Milan is waiting for you, Milan will host you, Milan would amaze and excite you
With affection

Giorgio Pajardi
Chairman of the XX FESSH Congress



**Welcome message of the chairman
of the scientific committee**
Prof. Marco Ritt

Dear Friends!

The Scientific Committee of the XX FESSH Congress is proud to present you the final program! 'Unity in Diversity' is not only the official motto of the EU, but it also reflects what FESSH and the Congress is about and what we are offering you. We are hand surgeons from many different countries and backgrounds (plastic, orthopaedic, general surgery) and this is something we should cherish as we can help and educate each other. There is no 'one solution' for each individual patient. The program of our XX Congress reflects this very much so.

Talking about Unity?

The Instructional Course will be devoted solely to Dupuytren's disease and an outstanding Faculty under the guidance of Prof. David Warwick has the latest news and state of the art lectures. There is a combined session with HWBI (Hand and Wrist Biomechanics International), who organize their 9th Triennial Symposium in the days preceding the FESSH Congress. Surgeons and engineers join hands to address difficult questions in hand surgery. As proven in the past, organizing our congress in conjunction with the European Federation of Hand Therapists (EFSHT) presents a perfect opportunity to meet hand surgeons and hand therapists and to exchange ideas and experiences. This event for the therapists includes both lectures as well as workshops. Furthermore, we are happy to host EWAS (European Wrist Arthroscopy Society) again, a group of internationally renown surgeons who will address the current concepts and current areas of debate in wrist arthroscopy, including extensive discussion and interaction.

Talking about Diversity?

We have free papers covering 12 different topics in hand and wrist surgery. To make your choice on which lecture to attend a little easier, we marked the free papers sessions that the scientific committee considers the best, in red. There are invited lectures on 8 different subjects, 2 honorary lectures, a Hand Trauma Committee symposium, a session with the Top 10 best papers from the J Hand Surgery (Eur Vol). Lecturers fly in to Milan from all across Europe and even from overseas, both east and west.

We present to you a new item for FESSH: 'Gong shows'. Very fast paced presentations with a lot of information in a very short time span (each presentation only 60 seconds!). There are 'Cry for help' sessions with (hopefully!) extensive discussions and interaction. Have you brought your difficult cases along? Don't forget the Eposters who will be displayed. There is a parallel meeting especially for parents with children who have a congenital hand deformation, again a novelty for FESSH. And finally, don't miss the Lunch Workshops in cooperation with our friends and partners of the industry!

So, in a nutshell: this is why the Scientific Committee invites you cordially to join us in Milan and participate actively in the program!

Unity in Diversity!

Marco Ritt

Chairman of the Scientific Committee

Mariusz Bonczar (P)
Maurizio Calcagni (CH)
Christian Dumontier (F)
Grey Giddins (UK)
Riccardo Giunta (D)
Gürsel Leblebicioğlu (TR)
Cesare Tiengo (I)
Andrzej Zyluk (P)



**Welcome message of the Secretary General of the Federation
of European Societies for Surgery of the Hand**
Prof. Max Haerle

Dear colleagues and friends,

On behalf of FESSH I want to welcome you to the XX FESSH Congress in 2015 in Milan.

We have strived to make the annual congress of our European Hand Surgery organisation more and more appealing. This is due to the hard work of our members who submit excellent scientific papers and the organising committee who design the best possible programme. All this preparation aims to make this important Milan congress a superlative and memorable event.

European perspectives are becoming increasingly important, not only for scientific but also legal and political issues. This encourages us to improve the interaction of our member societies, in order raise the value of hand surgery and to make sure that the governments and public recognise and respect the incredible talent which is needed for our amazing surgical speciality.

In this spirit, I wish you all a fruitful exchange of scientific, technological, surgical, cultural and social experiences in Milan.

Max Haerle

Secretary General of FESSH



FESSH 2015

Smartphone and tablet application

Try out the new smartphone and tablet application offering the following features:

- Browse the final program
- Manage your favorite
- List of posters
- Exhibitor location on floormap
- Browse the FESSH 2015 website
- News and announcement in push message



SCIENTIFIC COMMITTEE



Marco Ritt
Chairman
Amsterdam, The Netherlands



Cesare Tiengo
Padova, Italy



Mariusz Bonczar
Cracow, Poland



Andrzej Zyluk
Szczecin, Poland



Maurizio Calcagni
Zurich, Switzerland



Christian Dumontier
Nice, France



Grey Giddins
Bath, United Kingdom



Riccardo Giunta
Munich, Germany



Gürsel Leblebicioğlu
Ankara, Turkey

Expo Committee for Italian Society of Hand Surgery

- Giorgio Pajardi, President
- Chiara Novelli, Secretary
- Roberto Adani
- Andrea Atzei
- Franco Bassetto
- Bruno Battiston
- Massimo Ceruso
- Nicola Felici
- Riccardo Luchetti
- Aurelio Portincasa
- Mario Igor Rossello
- Cesare Tiengo
- Tracy Fairplay, Therapist
- Elena Marta Mancon, Therapist
- Monica Seves, Therapist
- Claudia Viganoni, Therapist



FESSH COUNCIL MEMBERS



Secretary General

Max Haerle (2014-2017)
Department of Hand and Plastic Surgery,
Orthopaedic Clinic Markgröningen
Kurt-Lindemann - Weg 10
71706 Markgröningen, Germany



Past Secretary General

Zsolt Szabo (2014-2015)
BAZ County Teaching Hospital, Dept of
Traumatology
Szentpeteri kapu 76
H-3526 Miskolc, Hungary



Treasurer

Chantal Bonnard (2014-2018)
Clinique de Longeraie
Av de la Gare 9
1003 Lausanne, Switzerland



Examination Committee

Maurizio Calcagni (2013-2016)
Division of Reconstructive Plastic Surgery
and Hand Surgery
University Hospital of Zurich
Raemistrasse 100
CH-8091 Zurich (CH)



Hand Surgery Training Committee

David Warwick (2012-2015)
Hand Clinic, Wessex Nuffield Hospital,
Southampton,
SO53 2DW, UK



Hand Trauma Committee

Bruno Battiston (2014-2017)
Traumatology and Microsurgery Unit
Orthopaedic Department / C.T.O. Hospital
Via Zuretti, 29
10100 Torino, Italy



Journal of Hand Surgery Committee

Gürsel Leblebicioğlu (2014-2017)
Department of Orthopaedics and
Traumatology
Division of Hand Surgery
Hacettepe University, Faculty of Medicine
Sıhhiye, Ankara, Turkey, 06430



European Accreditation of Hand Surgery

Jörg Bahm (2012-2015)
Hôpital Erasme Orthopédie
Route de Lennik 808
1070 Bruxelles, Belgium



Relationship Committee

Lars B. Dahlin (2014-2017)
Department of Translational Medicine -
Hand Surgery
Lund University, Skåne University Hospital
Jan Waldenströms gata 5
SE-205 02 Malmö, Sweden



Technical Committee

Christophe Mathoulin (2012-2015)
Clinique JOUVENET
6 square JOUVENET
75016 Paris, France



Chair of European Board of Hand Surgery

(observer status in FESSH Council)
Massimo Ceruso
S.O.D.C. di Chirurgia della Mano e
Microchirurgia
Azienda Ospedaliero-Universitaria Careggi
C.T.O. Largo P. Palagi 1
50139 Firenze, Italy



Editor-in-Chief of the Journal of Hand Surgery (European Volume)

(observer status in FESSH Council)
Grey Giddins

FESSH Management Office

Krisztina Szigedi, Nandor Matrai
c/o ASSZISZTENCIA Congress Bureau
Szent István krt. 7.
H-1055 Budapest, Hungary

FESSH NATIONAL SOCIETY MEMBERS

-  Austrian Society for Surgery of the Hand (ÖGH)
-  Belgian Hand Group (BHG)
-  Bulgarian Society for Surgery of the Hand (BSSH)
-  Czech Society for Surgery of the Hand (CSCR)
-  The Danish Society for Surgery of the Hand (DSFH)
-  Estonian Society for Surgery of the Hand (EKKS)
-  The Finnish Society for Surgery of the Hand (SKKY)
-  French Society for Surgery of the Hand (SFCM/GEM)
-  German Society for Surgery of the Hand (DGH)
-  Hellenic Society for Surgery of the Hand and Upper Limb (EEXX)
-  Hungarian Society for Surgery of the Hand (MKT)
-  Irish Hand Surgery Society (IHSS)
-  Italian Society for Surgery of the Hand (SICM)
-  Latvian Association for Surgery of the Hand (LRKA)
-  Norwegian Society for Surgery of the Hand (NFH)
-  Polish Society for Surgery of the Hand (PTCR)
-  Portuguese Society of Hand Surgery (SPOCMA)
-  Romanian Society for Surgery of the Hand (SRCR)
-  Russian Hand Surgery Society - Hand Group (RKG)
-  Slovene Society for Surgery of the Hand (SSSH)
-  Spanish Society for Surgery of the Hand (SECMA)
-  Swedish Society for Surgery of the Hand (SHF)
-  Swiss Society for Surgery of the Hand (SGH)
-  The Netherlands Society for Surgery of the Hand (NVvH)
-  Turkish Society for Surgery of the Hand and Upper Extremity (TCD)
-  Ukrainian Hand Surgery Society (UHSS)
-  The British Society for Surgery of the Hand (BSSH)

Corresponding members

-  The Israeli Society for Surgery of the Hand (ISSH)
-  Lithuanian Society for Surgery of the Hand (LSSH)
-  Slovak Association for Hand Surgery (SSCR)
-  The South African Society for Surgery of the Hand (SASSH)
-  The Korean Society for Surgery of the Hand (KSSH)

PAST FESSH CONGRESSES

- 1993 - Brussels, Belgium - G. Lejeune
- 1994 - Dublin, Ireland - J. Varian
- 1996 - Paris, France - A. Gilbert
- 1997 - Bologna, Italy - A. Landi
- 1998 - Vienna, Austria - H. Millesi
- 1999 - Bonn, Germany - P. Bruser
- 2000 - Barcelona, Spain - A. Lluch
- 2002 - Amsterdam, The Netherlands - S. Hovius
- 2003 - Lisboa, Portugal - A.C. Ferreira
- 2005 - Goteborg, Sweden - A. Nachemson
- 2006 - Glasgow, Scotland - P. Burge
- 2007 - Athens, Greece - K.N. Malizos
- 2008 - Lausanne, Switzerland - D.V. Egloff
- 2009 - Poznan, Poland - L. Romanowski
- 2010 - Bucarest, Romania - A. Georgescu
- 2011 - Oslo, Norway - L.E. Myrseth
- 2012 - Antwerpen, Belgium - Y. Baeten & J. Bahm
- 2013 - Antalya, Turkey - S. Ada
- 2014 - Paris, France - C. Mathoulin
- 2015 - Milan, Italy - G. Pajardi

FUTURE FESSH CONGRESS

XXI FESSH Congress 2016

Santander, Spain

XXII FESSH Congress 2017

Budapest, Hungary

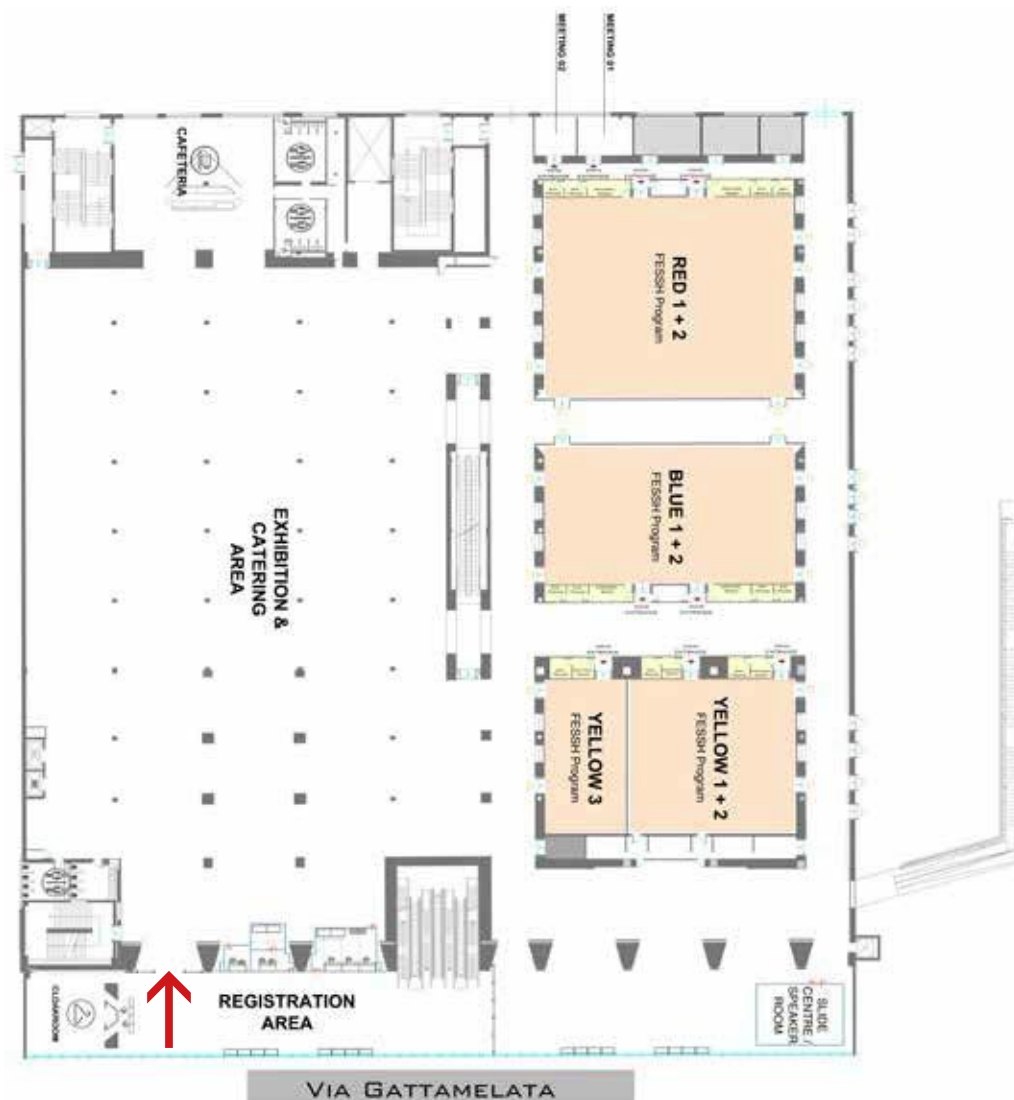
XXIII FESSH Congress 2018

Copenhagen, Denmark

CONGRESS MAP MICO NORTH WING LEVEL -1



CONGRESS MAP MICO NORTH WING LEVEL +1



FESSH 2015 PRESENTER GUIDELINES

Oral presentation

Oral presentation abstracts will be published in the abstract book, which is a special edition of JHSE.

Technical parameters of slides:

version, aspect ratio, embedded video files

The slideshow file can be recorded in all Microsoft Office file formats (any version, including Office 2013). If your presentation contains any video, it should be embedded in a PowerPoint file document and the videos should be in 'wmv' or 'avi' format. Slides must be clear and easy to read from a distance - charts with detailed data are to be avoided.

Available technical devices laptop sound

All the rooms are equipped with typical presentation hardware. A notebook (core i7 4GB RAM), will be on the lectern, will show you the time remaining. In the booth room a backup notebook will be managed, if necessary, by one of our plan technicians.

Slide center presentation upload schedule, method

A fully equipped working room will be at speakers' disposal on site throughout the Congress. Please report to this room on your arrival to the Congress venue. Speakers who want to change their presentation material will be able to do so in this room. You will find a technician ready to help you if necessary.

Reach the SRR not later than 2 hours before your speech.

All the presentations will be uploaded, by a technician, through Tecno Slide software. The file is copied on the main server, on the backup server and immediately in the right room.



TIME SCHEDULE



WEDNESDAY, 17 JUNE 2015					
	MAIN SESSION RED 1+2	PARALLEL SESSION 1 BLUE 1+2	PARALLEL SESSION 2 YELLOW 1+2		
18:00-18:30	OPENING CEREMONY AREA EXPO				
18:30-19:00					
19:00-19:30					
19:30-20:00					
20:00-20:30					
20:30-21:00					
THURSDAY, 18 JUNE 2015					
	MAIN SESSION RED 1+2	PARALLEL SESSION 1 BLUE 1+2	PARALLEL SESSION 2 YELLOW 1+2		
8:00-8:30	Honorary Lecture Biomechanics of the Hand and Wrist: Past and future	THERAPISTS OPENING REMARKS	What's in and what's out in Hand Surgery		
8:30-9:00	Science and HS (invited)	THERAPISTS MAIN LECTURE Understanding the Anatomical Basis of Hand Pathologies, from the inside out			
9:00-9:30					
9:30-10:00					
10:00-10:30	Coffee Break				
10:30-11:00	Science and HS (invited)	INSTRUCTIONAL COURSE SESSION 1 Basic Science & Clinical Aspects	What's in and what's out in Hand Surgery		
11:00-11:30					
11:30-12:00					
12:00-12:30	Honorary Lecture On brain plasticity	INSTRUCTIONAL COURSE SESSION 2 Non operative treatment	Joint stiffness		
12:30-13:00	Lunch Break				
13:00-13:30					
13:30-14:00					
14:00-14:30					
14:30-15:00	Tissue engineering and regenerative surgery	INSTRUCTIONAL COURSE SESSION 2 Non operative treatment	Joint stiffness		
15:00-15:30					
15:30-16:00	Coffee Break				
16:00-16:30	Lecture Examination	Gong show 1	Gong show 2		
16:30-17:00	FESSH Delegates' Meeting & General Assembly				
17:00-17:30					

WEDNESDAY, 17 JUNE 2015			
	PARALLEL SESSION 3 YELLOW 3	PARALLEL SESSION 4 TURQUOISE 1	PARALLEL SESSION 5 TURQUOISE 2
18:00-18:30	OPENING CEREMONY AREA EXPO		
18:30-19:00			
19:00-19:30			
19:30-20:00			
20:00-20:30			
20:30-21:00			
THURSDAY, 18 JUNE 2015			
	PARALLEL SESSION 3 YELLOW 3	PARALLEL SESSION 4 TURQUOISE 1	PARALLEL SESSION 5 TURQUOISE 2
8:00-8:30	Open & arthroscopic techniques for wrist trauma	Peripheral nerves	HTC Meeting
8:30-9:00			
9:00-9:30			
9:30-10:00			
10:00-10:30	Coffee Break		
10:30-11:00	Economical problems & solutions in EU	Miscellaneous	THE SOCIAL HAND Focus on: EEC
11:00-11:30			
11:30-12:00	Symposium HTC		
12:00-12:30			
12:30-13:00			
13:00-13:30	Lunch Break		
13:30-14:00			
14:00-14:30	Micro surgery (invited)	Open & arthroscopic techniques for wrist trauma	
14:30-15:00	Micro surgery free papers		
15:00-15:30			
15:30-16:00	Coffee Break		THE SOCIAL HAND Focus on: Apert Syndrome
16:00-16:30	Nutrition and Hand Surgery	Cry for help: Wrist	
16:30-17:00			
17:00-17:30			

TO MAKE YOUR CHOICE ON WHICH FREE PAPER LECTURE
TO ATTEND A LITTLE EASIER, THE FREE PAPERS THAT
THE SCIENTIFIC COMMITTEE CONSIDERED THE BEST,
ARE MARKED RED



FRIDAY, 19 JUNE 2015			
	MAIN SESSION RED 1+2	PARALLEL SESSION 1 BLUE 1+2	PARALLEL SESSION 2 YELLOW 1+2
8:00-8:30	Congenital Invited lectures	Micro surgery free papers 3	What's in and what's out in Hand Surgery
8:30-9:00			
9:00-9:30		Top 10 papers JHS	
9:30-10:00			
10:00-10:30	Coffee Break		
10:30-11:00	INSTRUCTIONAL COURSE SESSION 3 Operative Treatment	How to Avoid Complications in Distal Radius Surgery	Elbow and forearm
11:00-11:30			
11:30-12:00		Open & arthroscopic techniques in wrist trauma	Current Concepts in Elbow Surgery
12:00-12:30			
12:30-13:00	Lunch Break		
13:00-13:30			
13:30-14:00			
14:00-14:30	INSTRUCTIONAL COURSE SESSION 4 The Future	Joint stiffness	Gong show 3
14:30-15:00			
15:00-15:30			
15:30-16:00	Coffee Break		
16:00-16:30	Minimal Invasive Hand Surgery	Micro surgery free papers	Cry for help: Hand
16:30-17:00			
17:00-17:30	Cry for help: Wrist		
17:30-18:00			
18:00-18:30			
18:30-18:45			
SATURDAY, 20 JUNE 2015			
	MAIN SESSION RED 1+2	PARALLEL SESSION 1 BLUE 1+2	PARALLEL SESSION 2 YELLOW 1+2
8:00-8:30	EWAS 1 Cry For Help: Clinical Cases from EWAS Forum	Brachial Plexus/nerves	What's in and what's out in Hand Surgery
8:30-9:00			
9:00-9:30	EWAS 2 Radial Sided Wrist Pain: peri-trapezial disorders	Brachial Plexus Dysfunction of the Newborn	
9:30-10:00			
10:00-10:30	Coffee Break		
10:30-11:00	EWAS 3 Radial Sided Wrist Pain: peri-scaphoid soft-tissue disorders	Brachial Plexus, Peripheral Nerves	What's in and what's out in Hand Surgery
11:00-11:30			
11:30-12:00	EWAS 4 Radial Sided Wrist Pain: peri-scaphoid bone disorders		
12:00-12:30			

FRIDAY, 19 JUNE 2015			
	PARALLEL SESSION 3 YELLOW 3	PARALLEL SESSION 4 TURQUOISE 1	PARALLEL SESSION 5 TURQUOISE 2
8:00-8:30	Elbow and forearm	Open & arthroscopic techniques for wrist trauma	
8:30-9:00			
9:00-9:30			
9:30-10:00			
10:00-10:30	Coffee Break		
10:30-11:00	Long finger deformities	Congenital	THE SOCIAL HAND
11:00-11:30			Focus on: Epidermolisis Bullosa
11:30-12:00			
12:00-12:30			
12:30-13:00	Lunch Break		
13:00-13:30			
13:30-14:00			
14:00-14:30	Open & arthroscopic techniques for wrist trauma	Congenital	THE SOCIAL HAND
14:30-15:00			
15:00-15:30			
15:30-16:00	Coffee Break		
16:00-16:30	Elbow and forearm	Invited Lecture	
16:30-17:00		RA surgery, state of the art	
17:00-17:30		RA	
17:30-18:00	THERAPISTS MAIN LECTURE Biopsychosocial approach to Orthotic intervention		
18:00-18:30			
18:30-18:45			
	IFSHT Congress Presentation		
SATURDAY, 20 JUNE 2015			
	PARALLEL SESSION 3 YELLOW 3	PARALLEL SESSION 4 TURQUOISE 1	PARALLEL SESSION 5 TURQUOISE 2
8:00-8:30	Open & arthroscopic techniques for wrist trauma	Elbow and forearm	
8:30-9:00			
9:00-9:30			
9:30-10:00			
10:00-10:30	Coffee Break		
10:30-11:00	Tissue engineering and regenerative surgery		THE SOCIAL HAND
11:00-11:30			Focus on: Poland Syndrome
11:30-12:00			
12:00-12:30			

TO MAKE YOUR CHOICE ON WHICH FREE PAPER LECTURE TO ATTEND A LITTLE EASIER, THE FREE PAPERS THAT THE SCIENTIFIC COMMITTEE CONSIDERED THE BEST, ARE MARKED RED



THERAPISTS WORKSHOPS

THURSDAY, 18 JUNE 2015			
	GREEN 1	GREEN 2	GREEN 3
11:00-11:30	WORKSHOP	WORKSHOP	WORKSHOP
11:30-12:00	Splinting of the rheumatoid hand <i>Giulia Guidi, Italy</i>	The does and don't in publishing a research article <i>Ruud Selles, Netherlands</i>	Neurogliding exercises of the upper extremity <i>Ruggero Strobbe, Italy</i>
12:00-12:30			
12:30-13:00	Break for lunch		
13:00-13:30			
13:30-14:00			
14:00-14:30	WORKSHOP	WORKSHOP	WORKSHOP
14:30-15:00	Synthetic casting for finger injuries of the hand <i>Silvio Tocco, Italy</i>	ECHT certification: a guide to compile your hand therapy profile <i>Roma Bhopal, United Kingdom</i>	Hand and brain neuronal connections and Mirror Therapy <i>Nicole Grunert-Pluss and Jorg Grunert, Switzerland</i>
15:00-15:30			
15:30-16:00	Coffee Break		
16:00-16:30			
16:30-17:00	WORKSHOP	WORKSHOP	WORKSHOP
17:00-17:30	Thumb rehabilitation after surgical reconstruction or pollicization in congenital hand malformations <i>Patrizia Rossi and Elena Mancon, Italy</i>	Intrinsic Muscle Strength: what are we missing out on in measuring muscle strength? <i>Ton Schreuders, Netherlands</i>	Rehabilitation following peripheral nerve injury with focus on sensory re-learning <i>Birgitta Rosen, Sweden</i>
17:30-18:00			
FRIDAY, 19 JUNE 2015			
8:30-9:00	WORKSHOP	WORKSHOP	WORKSHOP
9:00-9:30	Synthetic casting for finger injuries of the hand <i>Silvio Tocco, Italy</i>	ECHT certification: a guide to compile your hand therapy profile <i>Roma Bhopal, United Kingdom</i>	Hand and brain neuronal connections and Mirror Therapy <i>Nicole Grunert-Pluss and Jorg Grunert, Switzerland</i>
9:30-10:00			
10:00-10:30	Coffee Break		
10:30-11:00			
11:00-11:30	WORKSHOP	WORKSHOP	WORKSHOP
11:30-12:00	Thumb rehabilitation after surgical reconstruction or pollicization in congenital hand malformations <i>Patrizia Rossi and Elena Mancon, Italy</i>	Intrinsic Muscle Strength: what are we missing out on in measuring muscle strength? <i>Ton Schreuders, Netherlands</i>	Rehabilitation following peripheral nerve injury with focus on sensory re-learning <i>Birgitta Rosen, Sweden</i>
12:00-12:30			
12:30-13:00	Break for lunch		
13:00-13:30			
13:30-14:00			
14:00-14:30	WORKSHOP	WORKSHOP	WORKSHOP
14:30-15:00	Splinting of the rheumatoid hand <i>Giulia Guidi, Italy</i>	The does and don't in publishing a research article <i>Ruud Selles, Netherlands</i>	Neurogliding exercises of the upper extremity <i>Ruggero Strobbe, Italy</i>
15:00-15:30			

THURSDAY, 18 JUNE 2015			
	ORANGE 1	ORANGE 2	ORANGE 3
11:00-11:30	WORKSHOP	WORKSHOP	WORKSHOP
11:30-12:00	Kinesiotaping: indications for upper extremity pathologies <i>Stefano Frassine, Italy</i>	Flexor Tendons: when & how to apply an early controlled active motion protocol <i>Rose A. Luciano, Italy</i>	Static progressive and dynamic splinting of the Elbow <i>Domenique Thomas, France</i>
12:00-12:30			
12:30-13:00	Break for lunch		
13:00-13:30			
13:30-14:00			
14:00-14:30	WORKSHOP	WORKSHOP	WORKSHOP
14:30-15:00	Assessment of recovery after peripheral nerve injury to the hand (with specific focus on sensory-motor recovery) <i>Tina Jerash-Herald, United Kingdom</i>	How to optimize the effectiveness of a hand orthosis <i>Griet van Veldhoven, Belgium/Norway</i>	CRPS and an explain pain treatment approach <i>Turid Aasheim, Norway</i>
15:00-15:30			
15:30-16:00	Coffee Break		
16:00-16:30			
16:30-17:00	WORKSHOP	WORKSHOP	WORKSHOP
17:00-17:30	Rehabilitation strategies for brachio-plexus injuries <i>Cigdem Ayhan, Turkey</i>	Dupuytren's disease its treatment. Then and now <i>Debbie Larson, United Kingdom</i>	Neoprene splinting of spastic hand <i>Giovanni Pegoraro, Italy</i>
17:30-18:00			
FRIDAY, 19 JUNE 2015			
8:30-9:00	WORKSHOP	WORKSHOP	WORKSHOP
9:00-9:30	Assessment of recovery after peripheral nerve injury to the hand (with specific focus on sensory-motor recovery) <i>Tina Jerash-Herald, United Kingdom</i>	How to optimize the effectiveness of a hand orthosis <i>Griet van Veldhoven, Belgium/Norway</i>	CRPS and an explain pain treatment approach <i>Turid Aasheim, Norway</i>
9:30-10:00			
10:00-10:30	Coffee Break		
10:30-11:00			
11:00-11:30	WORKSHOP	WORKSHOP	WORKSHOP
11:30-12:00	Rehabilitation strategies for brachio-plexus injuries <i>Cigdem Ayhan, Turkey</i>	Dupuytren's disease its treatment. Then and now <i>Debbie Larson, United Kingdom</i>	Neoprene splinting of spastic hand <i>Giovanni Pegoraro, Italy</i>
12:00-12:30			
12:30-13:00	Break for lunch		
13:00-13:30			
13:30-14:00			
14:00-14:30	WORKSHOP	WORKSHOP	WORKSHOP
14:30-15:00	Kinesiotaping: indications for upper extremity pathologies <i>Stefano Frassine, Italy</i>	Flexor Tendons: when and how to apply an early controlled active motion protocol <i>Rose A. Luciano, Italy</i>	Static progressive and dynamic splinting of the Elbow <i>Domenique Thomas, France</i>
15:00-15:30			



PROGRAM



Wednesday, 17 June 2015

18:00-21:00

EXPO AREA

Opening Ceremony

Max Haerle (Germany)
Marco Ritt (The Netherlands)
David Warwick (UK)
Giorgio Pajardi (Italy)
Tracy Fairplay (Italy)

Thursday, 18 June 2015

08:00-08:30

ROOM: RED

S01 - Honorary Lecture

A-0744 Biomechanics of the Hand and Wrist: Past and future

An Kai-Nan (USA)

Moderators: Marco Ritt (The Netherlands) - Fred Werner (USA)

08:30-10:00

ROOM: RED

S02 Science and HS (invited)

Moderators: Marco Ritt (The Netherlands) - Fred Werner (USA)

A-0815 - Inventive process that took us to the development of the volar plate. The Radial head - J.L. Orbay (USA)

A-0816 - The Biomechanical engineer and the surgeon: let's talk about the ideal wrist implant - F.W. Werner, P.J. Evans (USA)

A-0817 - Intra-articular malunion of the distal radius: Searching for a way to reconstruct the articular surface as anatomically as possible - K.J. Prommersberger, E. Bruynooghe (Germany, Belgium)

A-0818 - What's in it forme? Looking beyond the image of advanced CT scan techniques - F. Kerkhof, F. Stockmans (Belgium)

08:15-08:30

ROOM: BLUE

S03 Therapists opening remarks

A-0812 - Opening remarks - Tracy Fairplay (Italy) - Monica Seves (Italy)

Thursday, 18 June 2015

08:30-10:00

ROOM: BLUE

S04 Therapists main lecture

A-0813 - Understanding the Anatomical Basis of Hand Pathologies, from the inside out - Pat McKee (Canada)

08:00-10:00

ROOM: YELLOW 1+2

S05 What's in and what's out in hand surgery

Moderator: Mariusz Bonczar (Poland)

A-0108 - Findings in patients with hemodialysis-associated carpal tunnel syndrome admitted for surgical decompression - comparison with patients with the idiopathic carpal tunnel syndrome - Nahoko Iwakura, Yasushi Terayama, Yoshiharu Kato (Japan)

A-0198 - Fracture of the hamate hook treated by dorsal percutaneous screw with a volar pinning insertion Alejandro Opazo, Marco Antonio Verdugo, Cristobal Greene (Chile)

A-0549 - 5 year follow-up after prematurely termination of the RCT comparing CMC arthrodesis and Weillby arthroplasty for primary osteoarthritis at the base of the thumb - K.R. Spekreijse, G.M. Vermeulen, M.A. Kedilioglu, T.M. Moojen, H.P. Slijper, R. Feitz, R.W. Selles, S.E.R. Hovius (The Netherlands)

A-0444 - Which factors would affect postoperative extension loss of DIP joint when extension block pinning is used for treatment of mallet finger fractures? - Jin Young Kim, Sung Hyun Lee (South Korea)

A-0487 - Preliminary results of four-strand flexor tendon repairs in zone 2 after implementation of a compliance-dependent treatment regimen - Johannes Strolla, Christine Hagen, Ricardo Giunta, Elias Volkmer (Germany)

A-0559 - 5 year follow-up for primary osteoarthritis at the base of the thumb; LRTI with or without bone tunnel creation in the first metacarpal bone? - K.R. Spekreijse, G.M. Vermeulen, M.A. Kedilioglu, T.M. Moojen, H.P. Slijper, R. Feitz, R.W. Selles, S.E.R. Hovius (The Netherlands)

A-0460 - Versatility of dorsal intermetacarpal flaps and their clinical applications - Erica Dalla Venezia, Cesare Tiengo, Alex Pontini, Matteo Lombardi, Franco Bassetto (Italy)

A-0130 - Predictors of Recurrence for Joints Successfully Treated with CCH Injections - F. Thomas D. Kaplan, Catherine Curtin, James P. Tursi, Brian M. Cohen, Gregory J. Kaufman (USA)

A-0440 - Ultrasound diagnostics of peripheral nerve lesions of the hand and forearm - I. G. Chulovskaya, A. V. Scoroglyadov, K. A. Egiazaryan, M. Z. Hashukoev (Russia)

A-0069 - In vivo carpal kinematics in healthy volunteers using four-dimensional computed tomography Michelle Brinkhorst, Mahyar Foumani, Joost van Rosmalen, Ruud Selles, Steven Hovius, Simon Strackee, Geert Streekstra (The Netherlands)

A-0600 - Satisfaction and Quality of Life after reduction and internal fixation of radius fractures at the wrist Massimiliano Leigh, Rossella Di Monte, Remo Ceffa, Davide Gamberoni, Augusto Marcuzzi, Federico Grassi (Italy)

A-0085 - The biomechanical study of the bioabsorbable plates in finger fracture fixation - Margaret Woon Man Fok, Kelvin Yeung, Boris Kwok Keung Fung, Siu Ping Chow (Hong Kong)

A-0059 - Anatomical and radiological study applied to distal radius surgery - Laurent Obert, Francois Loisel, Nicolas Gasse, Daniel Lepage (France)

A-0512 - Treatment options and related outcomes in Dupuytren's disease. A systematic literature review C. Krefter, M. Calcagni, S. Hensler, M. Marks, D. Herren (Switzerland)

A-0046 - Thumb carpometacarpal joint total arthroplasty: a systematic review - Nadine Hollevoet¹, Kai Huang², Grey Giddins³ (¹Belgium; ²Hangzhou, PRC; ³UK)

Discussion



Thursday, 18 June 2015

08:00-10:00

ROOM: YELLOW 3

S06 Open & arthroscopic techniques for wrist trauma

Moderator: Hebe D. Kvernmo (Norway)

A-0045 - Surgical technique for distal radial fracture fixation with intramedullary nailing: Avoiding complications of the superficial branch of the radial nerve - Takuma Wakasugi, Ritsuro Shirasaka, Ken Sasaki, Hidetsugu Suzuki, Koji Fujita (Japan)

A-0672 - Salvage procedures for advanced carpal collaps: Four-Corner Fusion vs. Proximal Row Carpectomy - no difference? - Claus Deglmann, Vanja Celigoj, Bernhard Lukas (Germany)

A-0075 - Biomechanical Study of Distal Radioulnar Joint (DRUJ) Ballotement Test - Shohei Omokawa, Akio Iida, Yasuaki Nakanishi, Hisao Moritomo, Tadanobu Onishi, Jirachart Kraissarin, Yasuhiro Tanaka (Japan)

A-0256 - Long term outcome after volar radioscapholunate arthrodesis with resection of the distal scaphoid pole in malunited distal radius fractures - Christoph Pezzej, Stefan Quadlbauer, Josef Jurkowitsch, Thomas Beer, Martin Leixnering (Austria)

A-0704 - Arthroscopy in distal radius fractures. Do we really need it? - Jane C Messina, Ugo Dacatra, Virgilio Pedrini (Italy)

A-0005 - Are fluoroscopic anteroposterior and lateral views sufficient for distal radius volar plating? About 75 cases with fluoroscopic "skyline" - Lucile Vaiss¹, Satoshi Ichihara^{1,2}, Sarah Hendriks¹, Chihab Taleb¹, Philippe Liverneaux¹, Sybille Facca¹ (¹France; ²Japan)

A-0148 - External fixation versus volar locking plate fixation in the treatment of AO type A3, C2 and C3 distal radial fractures - Stefano Galli, Arianna Trezzi, Ugo Ernesto Pazzaglia (Italy)

A-0190 - Free Vascularized Medial Femur Condyle Bone Graft for Recalcitrant Scaphoid Non-Unions with Avascular Proximal Pole Necrosis - Rohit Arora, Christian Deml, Gernot Schmidle, Stefanie Erhart, Peter Kaiser, Markus Gabl (Austria)

A-0118 - Stabilizing effect of ulnar shortening procedure for the DRUJ instability - Toshiyasu Nakamura, Yukihiko Obara (Japan)

A-0025 - Intentional Distraction Volar Plate Fixation for Distal Radius Fractures with Positive Ulnar Variance - Min Wook Joo, Yong-Seok Lee, Ha-Jung Song, Yang-Guk Chung, Joo-Yup Lee (Korea)

A-0037 - Arthroscopic Peripheral Reconstruction with Ulnar Shortening Osteotomy for Chronic Unstable Triangular Fibrocartilage Complex Tears in the Patients with Ulnar Plus Variance - Jong Pil Kim, Joong Bae Seo, Hyung Suk Yi, Won Jeong Shin (Korea)

A-0183 - A Prospective Randomized Trial Comparing Nonoperative Treatment with Volar Locking Plate Fixation for Displaced and Unstable Distal Radial Fractures in Patients Sixty-five Years of Age and Older - Rohit Arora, Christian Deml, Gernot Schmidle, Stefanie Erhart, Markus Gabl (Austria)

A-0161 - Correlation between decreased torque strength and arthroscopically diagnosed TFCC-injuries - Jonny K. Andersson, Jón Karlsson, Jan Fridén (Sweden)

A-0126 - Bone peg scaphoid osteosynthesis. Economy. Not demanding. Works - Serhii Strafun, Serhii Timoshenko (Ukraine)

Discussion

Thursday, 18 June 2015

08:00-10:00

ROOM: TURQUOISE 1

S07 Peripheral nerves

Moderator: Michel E.H. Boeckstyns (Denmark)

A-0196 - Proposal of a new classification for peripheral nerve lesions - Bruno Battiston, Paolo Titolo, Pierluigi Tos, Antonio Merolli (Italy)

A-0480 - Multicenter Study Comparing Matched Outcomes of Processed Nerve Allograft, Tube Conduit and Nerve Autograft - Bauback Safa, Wesley Thayer, Mitchell Pet, Jason Ko, Harry Hoyer, Gregory M. Buncke (USA)

A-0312 - A Comparison of Histological Methods for Evaluating Axon Density in Peripheral Nerve - a Rat Sciatic Nerve Model - Avraham Cohen, Ariel Kerpel, Ido Volk, Shai Luria (Israel)

A-0414 - Histomorphometric Evaluation of Median Nerve Injury in Wistar Rats Treated with GM1 - Osvaldo Mendes Oliveira Filho, Márcia dos Santos Rizzo, Antônio César Almeida de Oliveira, Gustavo Bispo dos Santos, William Dias Belangero (Brazil)

A-0453 - Outcomes from a Subgroup Analysis of a National Registry Study on the Utilization of Processed Nerve Allografts for Large Gap Nerve Discontinuities - Bauback Safa, Wesley Thayer, Jeffrey Greenberg, Jason Ko, Mickey Cho, John V. Ingari, Gregory Buncke (USA)

A-0459 - Responsiveness of the 6-items CTS, Quick DASH and EQ-5D Index Health Instruments for Outcomes Assessment in Carpal Tunnel Syndrome - Roberto S Rosales¹, Yolanda Martin-Hidalgo¹, Luis Reboso-Morales¹, Isam Atroshi² (¹Spain; ²Sweden)

A-0580 - First experiences of two german centers in the use of nerve allografts - Frank Siemers, Felix Stang, Wolf Müller, Peter Mailänder, K. Weissenberg (Germany)

A-0302 - A novel artificial nerve conduit: Vascular vessel-containing tube with implantation of bone marrow stromal cells and decellularized allogenic basal lamina - Yukitoshi Kaizawa, Ryosuke Kakinoki, Ryosuke Ikeguchi, Souichi Ohta, Takashi Noguchi, Hiroki Oda, and Shuichi Matsuda (Japan)

A-0114 - Ipsilateral cortical changes in response to median nerve injury- an fmri study - Lotta Fornander, Torbjörn Nyman, Maria Engström, Tom Brismar, Thomas Hansson (Sweden)

A-0409 - Carpal tunnel release with and without synovectomy - 6 months follow up - Balazs Lenkei, Adrienn Lakatos, Zsolt Szabo (Hungary)

A-0170 - Recurrent neuropathy treated by means of neurolysis surgery, associated with a gel-formulated co-polymer based on carboxy-methyl-cellulose and poly-ethylene-oxide (Dynavisc®): clinical outcome and experimental study - Pierluigi Tos, Mario Cherubino, Alessandro Crosio, Igor Pellegatta, Luigi Valdatta, Bruno Battiston (Italy)

A-0438 - Do preoperative nerve studies predict the clinical outcome after carpal tunnel release? - João Duarte Silva, Mariana Cunha Ferreira, Vítor Vidinha, Pedro Negrão, Nelsón Amorim, Rui Pinto (Portugal)

A-0413 - Hand Functioning in Diabetes Mellitus - Sevgi Kara, Esma Özkan, Semin Akel (Turkey)

A-0529 - Acetyl-L-Carnitine prevents mechanical hyposensitivity and loss of epidermal non-peptidergic nerve fibers in Streptozotocin-induced diabetic rats - Shoista Kambiz, Saniye G. Cosgun, Johan W. van Neck, Steven E.R. Hovius, Jan C. Holstege, Erik T. Walbeehm (The Netherlands)

Discussion



Thursday, 18 June 2015

08:00-09:00

ROOM: TURQUOISE 2

S08 Hand Trauma Committee Meeting

10:00-10:30 *Coffee Break*

10:30-12:00

ROOM: RED

S09 Science and HS (invited)

Moderators: Marco Ritt (The Netherlands) - Fred Werner (USA)

- A-0819 - Regulation of finger joint stiffness by intrinsic muscle tightness - Zong-Ming Li (USA)
- A-0820 - A new clinical sign of lumbrical tightness and its relationship to the lumbrical moment arm relative to the MCP joint - F. Schuind, P. Van Wetter, F. Moungondo (Belgium)
- A-0821 - Are the newly identified proprioceptive receptors in ligaments really of clinical importance? M. Garcia-Elias (Spain)
- A-0822 - Cartilage detection in vivo: past, present and future - S.D. Strackee (The Netherlands)
- Discussion

12:00-12:30

ROOM: RED

S10 Honorary Lecture

On brain plasticity

Giorgio Brunelli (Italy)

Moderators: Marco Ritt (The Netherlands) - Fred Werner (USA)

10:30-12:30

ROOM: BLUE

S11 Instructional course 1: Basic Science & Clinical Aspects

Moderator: David Warwick (UK)

- A-0745 - Dupuytren's- past experiences and evolving paradigms. Introduction to the Instructional Course David Warwick (UK)
- A-0746 - History - Andreas Gohritz, Massimo Ceruso (Switzerland, Italy)
- A-0747 - Genetics - Dominic Furness (UK)
- A-0748 - Cell Biology - Ardy Bayat (UK)
- A-0749 - Anatomy and Pathoanatomy - Maurizio Calcagni (Switzerland)
- A-0750 - Epidemiology, risk factors - Lars Dahlin (Sweden)
- A-0751 - The patient's perspective and the International Dupuytren's Society - Wolfgang Wach, Henry Orton (Germany)
- A-0752 - Clinical features - Jan-Ragnar Haugstvedt, Martin Langer (Norway, Germany)
- A-0754 - Ledderhose's - Karsten Knobloch (Germany)

Thursday, 18 June 2015

10:30-12:30

ROOM: YELLOW 1+2

S12 What's in and what's out in hand surgery

Moderators: Ian Grant (UK) - Zulfi Rahimtoola (UK)

- A-0257 - Early functional aftercare of operatively stabilized distal radius fractures - a prospective randomized pilot trial - S. Quadlbauer, Brigitta Kolmayr, Josef Jurkowiitsch, Thomas Beer, Christoph Pezzei, Martin Leixnering (Austria)
- A-0226 - Botulinum toxin for the management of digital ischemia - Mahalakshmi Nagarajan, Paul McArthur (UK)
- A-0033 - Effect of anxiety and catastrophic pain ideation on early recovery after surgery for distal radius fractures - Young Hak Roh, Beom Koo Lee, Jong Ryeon Baek, Hyun Sik Gong, Goo Hyun Baek (Korea)
- A-0268 - Prospective randomized controlled study on the outcome of traction tenolysis in open trigger finger release - Muntasir Mannan Choudhury, Tay Shian Chao, Sabrina Cheok Hui Xian (Singapore)
- A-0655 - New method of phalangeal fractures treatment with percutaneous retrograde intramedullary headless screw - Nebojsa Jovanovic¹, Khalid Al Awadi¹, Mihai Pietreanu² (¹Dubai, UAE; ²Sweden)
- A-0138 - A review of 300 cases of Wide-Awake Surgery of the Hand - Antonio Merolli, Lorenzo Rocchi (Italy)
- A-0398 - Arthroscopic Resection Arthroplasty with Arthroscopic Ligament Stabilization for Treatment of Thumb CMC/STT Arthrosis with Instability - Tyson K. Cobb, Anna L. Walden, Nicole L. Cobb (USA)
- A-0093 - High revision rates with the Metal on Metal Motec trapeziometacarpal prosthesis - Janni Kjaergaard Thillemann, Theis Muncholm Thillemann, Bo Munk, Karsten Kroener (Denmark)
- A-0385 - Functional outcome in Distal radioulnar joint (DRUJ) replacement: our experience - Corradi, Paterlini, Marengi, Pourjafar, Ceccarelli (Italy)
- A-0275 - Radiologic characteristics of distal radioulnar joint osteoarthritis after ulnar shortening osteotomy in idiopathic ulnar impaction syndrome - Jong woo Kang, Dong min Kim, Jong Woong Park (Korea)
- A-0185 - SPECT/CT: diagnostic accuracy and importance in hand and wrist pain - Urs Hug, Elvira Bodmer, Florian Schleich, Martin Hüllner, Patrick Veit-Haibach, Klaus Strobel (Switzerland)
- A-0631 - Trapezial cartilage damage after fixation of scaphoid fractures: a comparison of two percutaneous volar approaches - Geert Meermans¹, Frederik Verstreken² (¹The Netherlands; ²Belgium)
- A-0707 - Barbed sutures vs conventional tenorrhaphies in flexor tendon repair: a biomechanical study in an animal model and first results in vivo - F. Bergamin, A. Clemente, M. Borsetti, C. Cerato, C. Surace, N. Pugno (Italy)
- A-0211 - Open palm technique (McCash) vs. reverse hypothenar flap for the treatment of stages III-IV Dupuytren's disease - Stamate Teodor, Camelia Tamas, Mazilu Gabriel, Topa Ionut (Romania)
- A-0176 - Measurement properties of the brief Michigan Hand Outcomes Questionnaire in patients with Dupuytren's disease - Martina Wehrli, Stefanie Hensler, Stephan Schindele, Daniel B. Herren, Miriam Marks (Switzerland)
- A-0609 - Intramedullary Headless Screw for Transverse and Oblique Fractures to the Proximal and Middle Phalanx of the Digits: a different approach - Thomas Giesen, Riccardo Gazzola, Andrea Poggetti, Pietro Giovanoli, Maurizio Calcagni (Switzerland)
- Discussion



Thursday, 18 June 2015

10:30-11:30

ROOM: YELLOW 3

S13 Economical problems & solutions in EU

Moderators: Martin Richter (Germany) - Jörg van Schoonhoven (Germany)

A-0422 - Costs of hand injuries for the economy - the Austrian Hand Prevention Campaign to avoid hand injuries - Martin Leixnering, Christoph Pezzej, Josef Jurkowsch, Thomas Beer, Christian Szolarz, Stefan Quadlbauer (Austria)

A-0598 - Are health insurances and bureaucracy pulling back surgeons from patient's care? A daily fight against time - Stefano Lucchina, Cesare Fuseti (Switzerland)

A-0023 - The Cost-Effectiveness analysis of the treatment of unstable extrarticular metacarpal fractures with mini plates-screws versus Kirschner wires - Kastanis Grigorios, Christoforakis Zacharias, Kapsetakis Petros, Ntountoulakis Miltiadis, Alexakis Manolis, Ziogas Kleanthis, Alpantaki Kalliopi (Greece)

A-0258 - Economic consequences of distal radius fractures in the elderly and strategies for prevention Josef Jurkowsch, Stefan Quadlbauer, Christoph Pezzej, Thomas Beer, Martin Leixnering (Austria)

A-0538 - Disability and return to work after MRI on suspicion on scaphoid fracture: Influence of MRI pathology and occupational mechanical exposures - Lone Kirkeby, Poul Frost, Susanne Wulff Svendsen, Torben Baek Hansen (Denmark)

A-0377 - Adaptation and validation of Turkish version of musculoskeletal pain intensity and interference questionnaire for musicians - Burcu Semin Akel, Özgün Belen (Turkey)

A-0119 - Secondary Prevention of Osteoporosis after Distal Radius Fragility Fractures - Lior Benzvi¹, Yaron Zaulan¹, Idit Lavie¹, Ronit Wollstein^{1,2} (¹Israel; ²USA)

A-0259 - Economical effects of complex hand injuries and their prevention - Stefan Quadlbauer, Christoph Pezzej, Josef Jurkowsch, Christoph Szolarz, Martin Leixnering (Austria)

Discussion

Thursday, 18 June 2015

11:30-12:30

ROOM: YELLOW 3

S14 Symposium of the Hand Trauma Committee

Moderators: Bruno Battiston (Italy) - Igor Golubev (Russia)

A-0842 - Hand trauma care in the world - Zoé Dailiana (Greece)

A-0843 - HTC validation. How to improve it? - Marcos Sanmartin-Fernandez (Spain)

A-0844 - "We shoot in our own hand". Problems in HTC accreditation - Peter Houpt (The Netherlands)

A-0845 - Three months (February - April 2015) of two accredited HTC centers - Igor Golubev (Russia)

A-0846 - Guidelines in hand trauma care. Spanish experience - Marcos Sanmartin-Fernandez (Spain)

A-0850 - Guidelines in hand trauma care. British experience - Ruth Lester (UK)

10:30-12:30

ROOM: TURQUOISE 1

S15 Miscellaneous

Moderators: Mustafa Kurklu (Turkey) - Shai Luria (Israel)

A-0703 - Giant cell tumour of the trapezoid: a case report and review of the literature - R. Sartore, P.G. Del Bo', J.C. Messina, F. Torretta (Italy)

A-0677 - Wide awake approach in hand tendons surgery. Our experience - Dante Tunesi, Piero Di Giuseppe (Italy)

A-0685 - Minimally invasive technique to stabilise lax and painful thumb CMC joint - Kristo Kask¹, Giorgio Pivato², Alessandro Pozzi², Loris Pegoli² (¹Estonia; ²Italy)

A-0652 - A MRI study of the ECU tendon disorder in traumatic and degenerative TFCC tears - Shigeru Santo, Akio Iida, Shohei Omokawa, Y. Tanaka (Japan)

A-0702 - Comparison between tendon interposition arthroplasty and pyrocarbon implant in thumb carpometacarpal joint arthritis at stage III - R. Sartore, J.C. Messina, U. Dacatra, S. Odella, V. Pedrini, F. Torretta (Italy)

A-0667 - Review of 5 cases of angioleiomyoma in fingers and hands - Satoshi Miyamura, Michio Okamoto, Jiro Namba, Koji Yamamoto (Japan)

A-0648 - Injectable Collagenase Clostridium Histolyticum: A two-years experience - Michele Mazzi, Massimo Corain, Nicola Bizzotto, Roberto Adani (Italy)

A-0649 - Long-term effects of toe transfers on the donor feet - Tero Kotkansalo, Petra Elo, Tiina Luukkaala, Simo Vilkkii (Finland)

A-0700 - Validation of measurement of joint motion in the interphalangeal joint of the thumb in the hand with photography - M. Marti-Puente, P. Sullivan, J. Patel, F. Iwuagwu (UK)

A-0696 - The operative management of chronic scapholunate (SL) instability with a minimal invasive extraarticular tenodesis technique - the carpal sling - Alfons Erdmann, Wolfgang Koegst (Germany)

A-0678 - Intra-articular fracture of the first metacarpal base: treatment through a volar approach - Violeta Levy, Marcelo Mazzola, Martín Gonzalez (Argentina)

A-0688 - Do We See Enough- Visual Perception and Acuity of Hand Surgeons Using Loupes - Romy Bregger, Philippe Perrin, Adrian Lussy, Esther Vögelin (Switzerland)

A-0710 - Investigation of Relationship between Activity Participation and Quantitative Assessment Methods in Median and Ulnar Nerve Repairs - Kelesoglu B., Kitis A. (Turkey)

A-0669 - Long term results of cross finger flap in finger tip amputations - Nicolas Bigorre, Fabrice Rabarin, Hicham Mahdane, Jérôme Jeudy, Yann Saint Cast, Pierre Alain Fouque, Bruno Cesari, Alexandre Petit, Guy Raimbeau (France)

Discussion



Thursday, 18 June 2015

10:30-12:00

ROOM: TURQUOISE 2

S68 The Social Hand - Focus on: EEC (Ectrodactyly - Ectodermic dysplasia - Cleft palate)

See the brochure of The Social Hand program

12:30-14:00 Break

14:00-15:30

ROOM: RED

S17 Tissue engineering and regenerative surgery

Moderator: Jerzy Jablecki (Poland)

A-0235 - Assessment of Immunologic, Proangiogenic and Neurogenic Properties of the Human Peripheral Nerve Epineurium for Potential Application in Prevention of Neuroma Formation - Aleksandra Klimczak¹, Katarzyna Futoma¹, Arkadiusz Jundzill¹, Dariusz Patrzalek¹, Maria Siemionow² (¹Poland; ³USA)

A-0593 - Laminin Rich and Immunologically Neutral Epineural Sheath Conduit Supported with Bone Marrow Stromal Cells to Restore Long Nerve Defects - Maria Siemionow, Maria Madajka, Safak Uygur, Can Oztürk, Grzegorz Kwiecien, Jacek Szopinski, Adam Bobkiewicz, Joanna Cwykiel (USA)

A-0188 - Experimental microsurgical application of decellularized human small caliber vessel - Alex Pontini, Vincenzo Vindigni, Maria Martina Friso, Andrea Porzionato, Franco Bassetto (Italy)

A-0632 - Enhancement of nerve regeneration using muscle stuffed veins seeded with human neural-differentiated mesenchymal stem cells (sMSV) as a nerve conduit in a rat model - Amir Adham Ahmad, Khairunnisa, Shalimar Abdullah, Nor Hazla Mohammed Hafilah, Ohnmar Htwe, Ruszymah B. H. Idrus, Angela Ng Min Hwei, Amaramalar S. Naicker (Malaysia)

A-0345 - Acceleration of peripheral nerve regeneration using nerve conduits in combination with induced pluripotent stem cell technology and a basic fibroblast growth factor drug delivery system - Takuya Uemura, Mikinori Ikeda, Kiyohito Takamatsu, Takuya Yokoi, Kosuke Shintani, Mitsuhiro Okada, Hiroaki Nakamura (Japan)

A-0430 - Dermal Scaffold and Enhanced Fractional Cells Usage for Upper Extremity Burn Contractures as an Alternative to Free Tissue Transplants to Obtain Functional and Aesthetic Tissue Healing - Mehmet Bozkurt, Fatih Ceran, İdris Ersin, Salih Onur Basat, Emre Guvercin, Karaca Basaran (Turkey)

A-0403 - Integra Artificial Dermis to Reduce Donor Site Morbidity after Free and Pedicle Flaps for Hand Reconstruction - Roberto Adani, Massimo Corain, Leone Pangallo, Vito Zanella (Italy)

A-0437 - Induced Migration of Schwann cell using a magnetic field stimulation - Dong Hwee Kim, Sungmin Han, Jun-Kyo Francis Suh, Kuiwon Choi, Inchan Youn, Jong Woong Park (Korea)

A-0553 - The role of the dermic inductors for a new approach to the complex lacks of the upper extremity and of the hand - Aurelio Portincasa, Domenico Parisi, Nicola Fini, Luigi Annacontini, Arianna Maiorella, Roberto Cecchino (Italy)

Discussion

Thursday, 18 June 2015

14:00-15:30

ROOM: BLUE

S18 Instructional course 2: Non operative treatment

Moderator: David Warwick (UK)

A-0755 - Controversies to settle - Joe Dias (UK)

A-0756 - Radiotherapy - Heinrich Seegenschmiedt (Germany)

A-0757 - Pharmacotherapy - Maarten Van Nuffel (Belgium)

A-0758 - Shock wave therapy - Karsten Knobloch (Germany)

A-0759 - Role of therapy - Debbie Larson (UK)

A-0760 - Collagenase - Stephan Willbrand, Giorgio Pajardi (Sweden, Italy)

14:00-15:30

ROOM: YELLOW 1+2

S19 Joint stiffness

Moderator: Riccardo Luchetti (Italy)

A-0017 - CMC I osteoarthritis: comparison of clinical outcome with subluxation of the first metacarpal base - Lisa Reissner, Miriam Marks, Stephan Schindele, Daniel Herren (Switzerland)

A-0310 - Hypnotherapy for the treatment of complex regional pain syndrome: is it a valuable therapeutic option? A prospective evaluation - Lebon Julie, Delclaux Stéphanie, Mansat Pierre, Apredoiae Costel, Rongièrès Michel, Bonneville Nicolas, Bonneville Paul (France)

A-0205 - Hand-based swing traction splinting for intra-articular PIP joint fractures: a case series - Melissa Hirth, David Jacobs, Kate Sleep (Australia)

A-0555 - Our Results Of Suspension Arthroplasty Technique For Basal Joint Arthritis - Nuray Can, Mustafa Kurklu, Selim Turkkan, Yalcin Kulahci, Arsen Arsenishvili, Hakan Zeybek, Harun Yasin Tuzun (Turkey)

A-0571 - Increased migration and more revisions of MOTEC compared with ELECTRA cups. A 2-year RSA study of trapeziometacarpal prostheses - Maiken Stilling, Torben Bæk Hansen (Denmark)

A-0104 - The relationship between the bony morphology of first metacarpal base and the stability of the thumb carpometacarpal joint in normal female populations - Jeong Hwan Kim, Hyun Sik Gong, Jihyeung Kim, Goo Hyun Baek (Korea)

A-0207 - Thumb Carpo-Metacarpal Arthritis: the use of a new biodegradable joint scaffold (RegJoint), preliminary results - Gaetano Carriere, Stefano Zanasi, Monica Pastina, Gaetano Maci (Italy)

A-0719 - Preliminary results of the TACTYS implant, a new PIP prosthesis - Philippe Bellemère, Lionel Athlani, Etienne Gaisne, Thierry Loubersac, Ludovic Ardouin, Yves Kerjean (France)

A-0028 - Swing traction versus no-traction for complex Intra-Articular Proximal Inter-Phalangeal Fractures; a multi-centre cohort study - Lisa O'Brien, Andy Simm, Ian Loh, Kim Griffiths (Australia)

A-0021 - Mid term results of Scheker arthroplasty for the distal radioulnar joint - Lisa Reissner, Thomas Giesen, Maurizio Calcagni (Switzerland)

A-0699 - Interphalangeal joint fractures of the thumb: correlation of range of motion to thumb function - M. Marti-Puente, J. Patel, A. Ghanem, E. Theodorakopoulou, F. Iwuagwu (UK)

A-0394 - Managing severe hand deformities in Cambodia - Wee-Leon Lam^{1,2}, Yong-June Kim¹, Vanna¹, Jim Golloghy¹, Vaikunthan Rajaratnam^{1,3} (¹Cambodia; ²UK; ³Singapore)

A-0221 - Outcome of surgical treatment of upper limb spasticity in 26 patients - Antonio Azzarà, Maurizio Altissimi, Luca D'Abbondanza (Italy)

Discussion



Thursday, 18 June 2015

14:00-14:30

ROOM: YELLOW 3

S20 Micro surgery (invited)

A-0811 - Microsurgery in the hand. The past and the future - *Bauback Safa (USA)*

Moderator: Henk Coert (The Netherlands)

14:30-15:30

ROOM: YELLOW 3

S21 Micro surgery free papers

Moderators: Henk Coert (The Netherlands) - Francisco del Piñal (Spain)

A-0663 - Comparison of vascularized and nonvascularized bone graft in treatment of long-lasting humeral nonunion - *Anna Sarukhanyan, Igor Golubev (Russia)*

A-0543 - Skin flap based on one of the volar perforators arising from common digital palmar arteries.

Clinical application - *Vytautas Gasiunas^{1,2}, Sebastian E. Valbuena³ (¹France; ²Lithuania; ³Argentina)*

A-0178 - A Novel Preoperative Planning Technique For Complicated Toe To Hand Reconstruction - *Haitao Tan¹, Xiang Luo¹, Pingou Wei¹, Dimitris Dimitriou², Keqin Yang¹ (¹China; ²USA)*

A-0623 - The vascularized medial femoral corticoperiosteal flap is a valuable option for hand reconstruction - *Alexander Haumer, Mathias Tremp, Reto Wettstein, Mathias Haefeli, Philipp Honigmann, Dirk J. Schaefer, Daniel Kalbermatten (Switzerland)*

A-0175 - Bi-lobed perforator flap in fingers reconstruction - *Alexandru Georgescu, Ileana Matei, Irina Capotă, Filip Ardelean (Romania)*

A-0588 - Free vascularised medial femoral condyl bone transplant treatment for scaphoid non-union with an avascular proximal pole - *Tom van Mulken, Masoud Malyar, Pascal Hannemann, Alex Waelen, Peter Brink, Thomas Lauwers (The Netherlands)*

Discussion

Thursday, 18 June 2015

14:00-15:30

ROOM: TURQUOISE 1

S22 Open & arthroscopic techniques for wrist trauma

Moderator: Klaudiusz Poblocki (Poland)

A-0447 - Osteosynthesis by dual approach: Which management to retain for complex distal radius fractures? - *Ergys Gjika, Philippe Vostrel, Jean-Yves Beaulieu (Switzerland)*

A-0306 - Three-Dimensional Analysis of Acute Scaphoid Fracture Displacement - *Yonatan Schwarcz¹, Yael Schwarcz¹, Eran Peleg¹, Leo Joskowicz¹, Ronit Wollstein², Shai Luria¹ (¹Israel; ²USA)*

A-0074 - Clinical and radiologic factors affecting functional outcomes after volar locking plate fixation of distal radius fractures - *Jung Il Lee, Duk Hee Lee, Jong Woong Park (Korea)*

A-0330 - Second-look arthroscopy for foveal avulsed TFCC treated by arthroscopic transosseous repair - *Toshiyasu Nakamura, Koji Abe (Japan)*

A-0051 - Randomized comparison of volar locked plating vs. intra-medullary nail for unstable distal radius fractures - *Ethan R. Wiesler, Zhongyu Li, Johannes Plate (USA)*

A-0273 - Flexor tendon injuries after volar plate fixation for distal radius fractures - *Il-Jung Park, Seok-Whan Song, Joo-Yup Lee, Sang-Eun Park, Yong-Hoon Kim, Soo-Hwan Kang (Korea)*

A-0542 - Comparisson of Arthroscopy versus Fluoroscopy in the Treatment of Cominuted Distal Radius Fractures - *Carla Ricardo Nunes, Ana Catarina Ângelo, Luís Filipe Sobral, Afonso Cevadinha Caetano, Andreia Mercier Nunes, José Miguel Sousa (Portugal)*

A-0014 - Painful carpal instability due to scapholunate disassociation - *Giorgio Brunelli (Italy)*

A-0162 - Percutaneous pinning arthroscopically assisted in acute scapholunate ligament lesions; medium-term results - *Stefano Galli, Francesco Spagnuolo, Ugo Ernesto Pazzaglia (Italy)*

A-0348 - Arthroscopic-assisted Reduction and Fixation of Trans-scaphoid Perilunate Fracture Dislocations: A Minimum 2-year Follow-up Study - *Yun-Rak Choi, Ho-Jung Kang, Il-Hyun Koh, Jai-Hyun Chung, Kwanho Chung, Won-Taek Oh (Korea)*

A-0389 - The "four corner" fusion: about 61 cases - *Ombretta Spingardi, Andrea Zoccolan, Mario Igor Rossello (Italy)*

Discussion



Thursday, 18 June 2015

14:30-16:00

ROOM: TURQUOISE 2

S69 The Social Hand - Focus on: Apert Syndrome

See the brochure of The Social Hand program

15:30-16:00 *Coffee Break*

16:00-16:30

ROOM: RED

S23 Lecture examination

Moderator: Maurizio Calcagni (Switzerland)

A-0847 - The EBHS Exam - *Maurizio Calcagni (Switzerland)*

A-0848 - What to study and where - *Gürsel Leblebiciöglu (Turkey)*

A-0849 - The experience of a successful examinee - *Frederik Verstreken (Belgium)*

16:30-17:30

ROOM: RED

S24 FESSH Delegates Meeting & General Assembly

Thursday, 18 June 2015

16:00-16:30

ROOM: BLUE

S25 Gong show presentations 1

Moderator: Brid Crowley (Ireland)

A-0407 - ASNIS screw fixation and bone grafting in a series of 102 waist scaphoid non union - *Marco Rosati, Andrea Poggetti, Pietro Battistini, Michele Novi (Italy)*

A-0254 - Interposition arthroplasty and proximal row carpectomy - *Alberto Lazzerini, Luciana Marzella (Italy)*

A-0030 - Comparison of the anatomical, functional and radiographic results after open reduction and internal fixation of AO type C fractures of the distal radius with and without bone graft - *Juan Carlos Caruso, Juan Pablo Simone, Mauricio Claudio Balumelli, Alfredo Olazabal (Argentina)*

A-0206 - Scaphoid stabilizing operation for Scaphoid Nonunion Advanced Collapse stage II or III - *Ji Sup Kim, Ho Jung Kang, Yun Rak Choi, Il Hyun Koh, Won Taek Oh, Jae Hyun Jung, Kwang Ho Jung (Korea)*

A-0136 - Combining External Fixation and Dynamic Percutaneous Fixation for the treatment of intra-articular Wrist Fractures - *Antonio Merolli, Lorenzo Rocchi (Italy)*

A-0615 - Volar plate fixation versus dorsal locking plate for distal radius fractures - *Yoon-Min Lee, Yoon-Bae Kong, Seok-Whan Song, Jae-Hoon Choi (Korea)*

A-0335 - Acute scaphoid fracture fixation - planned versus actual reduction and fixation - 3D computer analysis - *Ido Volk, Jonathan Gal, Eran Peleg, Gil Almog, Shai Luria (Israel)*

A-0477 - Perilunate injuries: Correlation of Mid Term clinical, radiographic and MRI findings - *Ioannis Antoniou, Zoe Dailiana, Marianthi Papanagiotou, Vasileios Kontogeorgakos, Konstantinos Malizos, Socrates Varitimidis (Greece)*

A-0174 - Outcome of perilunate dislocations - *Chaitanya Dodakundi (India)*

A-0617 - Comparing the functional outcomes out to 1 year for patients with unstable distal radius fractures treated with either volar plating or external fixation - *Timothy J. Lin, Laiji Yang, Kevin F. Spratt, Lance G. Warhold (USA)*

A-0027 - Morphologic Characteristics of the Volar Surface of the Distal Radius in Asian Population - *Dai-Soon Kwak, Ha-Jung Song, Joo-Yup Lee (Korea)*

A-0500 - Antipronation spiral tenodesis in agude case - *Carlos Diago Guiral, Marta Oldrati, Veronica Rico, Juan Roig, Ariana Soria (Spain)*

A-0424 - Improvement of Wrist Pain by Tightening of Ulnar Collateral Ligament after Arthroscopic Debridement in Peripheral Triangular Fibrocartilage Complex Tears - *Jae-Hwi Nho, Hong-Kee Yoon, Byungsung Kim, Hyun Sik Gong (Korea)*

A-0107 - The analysis of open vs. arthroscopic repair for the TFCC foveal tear - *Yukio Abe, Atsushi Moriya (Japan)*

A-0281 - Temporary Scaphocapitate Fixation with or without Radial Shortening for Adolescent Kienböck's Disease - *Soo Min Cha, Hyun Dae Shin, Jae Hoon Yang (Korea)*

A-0266 - Evaluation for scaphoid fracture accompanied by distal radius fracture - *Jinrok Oh, Jungeun Yi, Junpyo Yi (Republic of Korea)*

A-0057 - The effect of prophylactic corticosteroid injection in decreasing the ulnar sided wrist pain in patients with acute distal radius fracture - *A.R. Saied, A. Pooladsanj, Mousavi A. Ayatollahi (Iran)*

A-0380 - Functional outcomes of untreated partial injury of radioulnar ligament associated with unstable distal radius fracture - *Ryotaro Fujitani, Shohei Omokawa, Hiroshi Ono, Akio Iida, Yoshihiro Dohi, Yasuhiro Tanaka (Japan)*

A-0042 - A radiocarpal ligament reconstruction using brachioradialis for isolated and traumatic ulnar translation of the carpus following radiocarpal dislocation: a case report - *Marcio Aita, Gustavo Mantovani Ruggiero, Rafael Saleme Alves, Daniel Schneider Ibanez, Edison Noboru Fujiki (São Paulo)*

A-0140 - Carbon-Fibers Reinforced Polymers may be the cause of destructive synovitis in Humans - *Lorenzo Rocchi, Antonio Merolli, Alessandro Morini, Luigi Mingarelli, Francesco Fanfani (Italy)*

Discussion



Thursday, 18 June 2015

16:00-16:30

ROOM: YELLOW 1+2

S26 Gong show presentations 2

Moderators: Michael Sauerbier (Germany) - Peter M. Vogt (Germany)

- A-0293 - Trapeziectomy with ligament reconstruction and tendon interposition, trapeziometacarpal arthrodesis or soft tissue interposition arthroplasty in primary trapeziometacarpal osteoarthritis - Yoshinori Takemura, Narihito Kodama, Hideoaki Ueba, Shinji Imai (Japan)
- A-0665 - Unstable distal ulna fracture fixation associated with distal radius fractures: our experience - Stefania Briano, Alessandra Galuppi, Emanuela Dapelo, Giacomo Demontis, Andrea Landolfi, Federico Santolini (Italy)
- A-0603 - Paul Leopold Friedrich (1864-1916) - A Widely Unknown Pioneer of Upper Extremity and Hand Surgery - Martin Franz Langer¹, Andreas Gohritz² (¹Germany; ²Switzerland)
- A-0466 - Recovery Outcomes of Digital Nerve Gap Reconstructions with Processed Nerve Allografts from a National Registry Study - Bauback Safa, Brian Rinker, Renata V. Weber, Jason Ko, John V. Ingari, Jeffrey A. Greenburg, Jozef Zoldos, Wesley P. Thayer, Dmitry Tudor, Gregory M. Buncke (USA)
- A-0362 - Use of sonography-guided arthroscopic excision is more effective for treating volar wrist ganglion than dorsal wrist ganglion - Michiro Yamamoto, Katsuyuki Iwatsuki, Shigeru Kurimoto, Hideyuki Mizushima, Hitoshi Hirata (Japan)
- A-0260 - Prevention of tendon adhesion after surgery with a new gel-formulated adhesion-barrier (Dynavisc®) - P. Di Giuseppe, C. Gregorelli, D. Tunesi (Italy)
- A-0442 - Ultrasound diagnosis of synovial cysts of the wrist and hand - I.G. Chulovskaya, A.V. Scoroglyadov, K.A. Egiazaryan, E.V. Zhezherya (Russia)
- A-0062 - Arthroscopic hemitrapeziectomy and interposition arthroplasty for thumb carpometacarpal arthritis - Takaaki Shinohara, Etsuhiro Nakao, Sayako Takahashi, Hideoaki Urano, Ryogo Nakamura, Hitoshi Hirata (Japan)
- A-0127 - Comparison of mini plates-screws and external fixators for the treatment of 5th metacarpal fracture - Zoe H. Dailiana, Dimitrios Agorastakis, Marianthi Papanagiotou, Vasileios Raoulis, Socrates Varitimidis, Konstantinos N. Malizos (Greece)
- A-0372 - Comparisons of Conservative and Surgical Treatment - Seoung-Joon Lee, June-Hee Lee (South Korea)
- A-0592 - Cone Beam Computed Tomography as an aid to the management of proximal interphalangeal joint fractures - Shakeel Rahman, Dariush Nikkah, Mark Pickford (UK)
- A-0117 - The untold story about "good-bacteria" in your yoghurt pot - Matthew Pywell, Javier Ibanez (UK)
- A-0536 - Feasibility of model-based RSA in trapeziometacarpal joint replacement - Edwin Ooms, Bart Brinke, Nina Mathijssen, Ruud Deykers, Gerald Kraan (The Netherlands)
- A-0497 - Intra- and inter-observer agreement on diagnosis and measurements of Dupuytren disease severity - Dieuwke Broekstra, Rosanne Lanting, Paul Werker, Edwin van den Heuvel (The Netherlands)
- A-0625 - Collateral ligament's lesions at the IPP joint in sport's traumatholgy - Paolo Ghiggio, Luigi Trifilio, Marco Pettiti, Francesca Masetto, Federica Bergamini (Italy)
- A-0066 - Correlation between function and deformity in Dupuytren's Disease - David Warwick, Daniel Graham, Peter Worsley (UK)
- A-0483 - Closed reduction by direct manipulation using towel clip and K-wire fixation for bony mallet finger.-A new technique - Soo Joong, Choi Bong Cheol, Kwon, Yong Beom, Lee (South Korea)
- A-0011 - A simple, easy, and reliable technique of palangeal osteotomy for overlapping fingers - Yoshihiro Abe (Japan)
- A-0448 - Intramedullary percutaneous pinning from MP joint for proximal phalangeal fractures - Hidetoshi Teraura, Akira Kawabata, Mikinori Ikeda, Hiroyuki Gotani, Yoshiki Yamano (Japan)
- A-0458 - Xiapex® (collagenase clostridium histolyticum) - treatment of patients with primary Dupuytren's contracture - 3 years follow-up - Søren Larsen, Karina Liv Hansen, Tune Ipsen and Jens Lauritsen (Denmark)

Discussion

Thursday, 18 June 2015

16:00-16:30

ROOM: YELLOW 3

S27 Nutrition and Hand Surgery

Moderators: Roberto Adani (Italy) - Stephane Guero (France)

- A-0795 - Hospital malnutrition in children: evaluation and indicators - Carlo Agostoni (Italy)
- A-0796 - Assessment in pediatric surgery: dh, hospitalization, follow up - Ernesto Leva (Italy)
- A-0797 - Parenteral nutrition in children - Antonella Memmo (Italy)

16:00-16:30

ROOM: TURQUOISE 1

S28 Cry for help: Wrist

Moderators: Ahmet Ekin (Turkey) - Angel Ferreres (Spain)

This is a new item on the FESSH program (but similar to the so called 'Clinical Corners' from past congresses) in which you are able to present and discuss your own cases with colleagues from the audience under the guidance of experienced moderators. 'Unity in Diversity' is the motto of our XXth congress. We are hand surgeons from many different countries and background and this is something we should hone and cherish as we can learn a lot from each other. There is no 'one solution for each individual patient'. So bring along the difficult cases you are struggling with and let us help you!

Please remember to deliver your Power Point presentation in time to the Speakers Room. Also, please present only the essence of your case in a few slides. We are interested in your clinical question, not 'your solution'. This is all about a discussion, not about a monologue.



Friday, 19 June 2015

08:00-10:00

ROOM: RED

S29 Congenital invited lectures

Moderator: Christianne van Nieuwenhoven (The Netherlands)

- A-0835 - Introduction OMT-classification and embryology - *Christianne van Nieuwenhoven (The Netherlands)*
- A-0836 - The Application of the OMT Classification in a Multidisciplinary Clinic - *Martijn Baas (The Netherlands)*
- A-0837 - Classification in daily practice (Blauth/ Bayne/ Wassel/ Manske for cleft) - *Daniel Weber (Switzerland)*
- A-0838 - Distraction in the congenital forearm and hand - *Wiebke Hülsemann (Germany)*

Discussion by moderator

Moderator: Steven Hovius (The Netherlands)

- A-0839 - Long term outcome after treatment of Thumb Hypoplasia - *Marjolein de Kraker (The Netherlands)*
- A-0840 - Long term outcome after Pollicisation - *Gill Smith (UK)*
- A-0841 - Long term outcome after treatment of Cleft Hand - *Stephane Guero (France)*

Discussion with clinical cases

Participants: Stephane Guero, Wiebke Hülsemann, Gill Smith, Christianne van Nieuwenhoven, Daniel Weber, Giorgio Pajardi

08:00-09:00

ROOM: BLUE

S30 Micro surgery free papers

Moderator: Timo Raatikainen (Finland)

- A-0331 - Early posttraumatic finger reconstruction with toe-to-hand transfer: results of 31 cases - *Pierluigi Tos¹, Alexandru Georgescu², Bruno Battiston¹, Ileana Matei² (¹Italy; ²Romania)*
- A-0446 - The effect of non-steroid anti-inflammatory drugs (NSAIDS) in peripheral nerve regeneration in an experimental model of end-to-side neurorrhaphy in rats - *Dionysios K. Giannoulis, Ioannis Kostas-Agnantis, Marios Lykissas, Ioannis Gkiatas, Dimitrios B. Papadopoulos, Alexandros Beris (Greece)*
- A-0604 - Complex Microsurgical Thumb Reconstruction: Thinking Beyond Step One - *Bauback Safa, Brian Parrett, Andrew Watt, Rudy Buntic, Gregory Buncke (USA)*
- A-0599 - Is adipofascial flap the trick to prevent adhesions after plating of the proximal phalanx? A retrospective study on 21 fingers - *Stefano Lucchina, Cesare Fusetti (Switzerland)*
- A-0420 - The radial forearm flap as a sentinel flap to monitor rejection in solid organ transplantation *Charlotte Bendon, Henk Giele (UK)*
- A-0594 - Chimeric Posterior Interosseus Flap for the Treatment of Hand Acute Osteomyelitis - *Thomas Giesen, Mathias Haefeli, David Elliot, Maurizio Calcagni (Switzerland)*

Discussion

Friday, 19 June 2015

09:00-10:00

ROOM: BLUE

S31 Top 10 papers JHS

Moderators: Maurizio Calcagni (Switzerland) - Gürsel Leblebicioğlu (Turkey)

- A-0824 - The European Board of Hand Surgery Examination - *Maurizio Calcagni*
 - A-0825 - Safety and tolerability of collagenase Clostridium histolyticum and fasciectomy for Dupuytren's contracture - *C. A. Peimer, S. Wilbrand, R. A. Gerber, D. Chapman, P. P. Szczypa*
 - A-0826 - Recent developments in flexor tendon repair techniques and factors influencing strength of the tendon repair - *Y. F. Wu, J. B. Tang*
 - A-0827 - The wrist hyperflexion and abduction of the thumb (WHAT) test: a more specific and sensitive test to diagnose de Quervain tenosynovitis than the Eichhoff's Test - *J. F. Goubau, L. Goubau, A. Van Tongel, P. Van Hoonacker, D. Kerckhove, B. Berghs*
 - A-0828 - Instability of the distal radioulnar joint - *R. M. Zimmerman, J. B. Jupiter*
 - A-0829 - The non-operative management of hand fractures - *G. E. B. Giddins*
 - A-0830 - Why is joint range of motion limited in patients with cerebral palsy? - *M. de Bruin, M. J. C. Smeulders, M. Kreulen*
 - A-0831 - The incidence of trigger finger or de Quervain's tendinitis after carpal tunnel release - *B. A. King, P. J. Stern, T. R. Kiefhaber*
 - A-0851 - Growth factors involved in flexor tendon repair and adhesion formation - *O.A. Brandford*
 - A-0832 - Extravasation injuries: a review - *I. Goutos, L. K. Cogswell, H. Giele*
 - A-0833 - Fractures and dislocation of the base of the thumb metacarpal - *P. A. Liverneux, S. Ichihara, S. Hendriks, S. Facca, F. Bodin*
 - A-0834 - The Future Prospects of the Journal of Hand Surgery European - *Grey Giddins*
- Discussion



Friday, 19 June 2015

09:00-10:00

ROOM: YELLOW 1+2

S32 What's in and what's out in hand surgery

Moderators: Daniel Herren (Switzerland) - Ruth Lester (UK)

A-0428 - Equal treatment effects of needle fasciotomy and collagenase in Dupuytren's disease - an ultrasonographic study - Joakim Stromberg, Petr Vanek (Sweden)

A-0024 - Percutaneous versus open release for the treatment of trigger finger in patients with diabetes mellitus - Kastanis Grigorios, Alpanaki Kalliopi, Magarakis George, Adonis Adonis, Silignakis Panagiotis, Sperelakis John, Balalis Konstantinos (Greece)

A-0561 - Is Disability Of the Arm Shoulder and Hand Questionnaire Really reflects the patients' perceived problems in Turkish culture? - Cigdem Oksuz, Ikem Ceren Sigirtmac, Orkun Tahir Aran, Burcu Semin Akel (Turkey)

A-0697 - Recognition of carpometacarpal dislocation fractures in a Dutch emergency department - Marilou Jansen, Jan Bernard Sintenie (The Netherlands)

A-0092 - Flexor and extensor tendons repair with modified pull-out technique - Daniele De Spirito (Switzerland)

A-0317 - Articular Reconstruction with Osteochondral Autograft from the Knee Joint for Hand and Wrist Disorder - Hiroaki Ueba, Ryoza Kogawa, Hideyuki Sasaki, Yoshinori Takemura, Narihito Kodama (Japan)

A-0150 - A new smart dynamic external fixator in the treatment of complex fractures of the proximal interphalangeal joint of the long fingers - Guido Zarattini, Stefano Galli (Italy)

A-0351 - Open Injuries of the Extensor Mechanism on the Dorsum of the Metacarpophalangeal Joint of the Fingers and Thumb Treated with Primary Tendon Grafts - Jeff Ecker (Australia)

A-0099 - Distraction Pinning for Comminuted Fractures of the MCP Joints - Zhongyu John Li, Matthew Langford, Kevin Cheung (USA)

A-0457 - Hand Surgery Training in a Developing Country: Development of A Community-based and Outcome-oriented Hand Surgery Curriculum in Cambodia - Wee-Leon Lam^{1,2}, Yong-June Kim¹, Kate O'Sullivan², Jim Golloghy¹, Vaikunthan Rajaratnam^{1,3} (¹Cambodia; ²UK; ³Singapore)

A-0262 - Surface coating small Metal on Metal (MoM) joint replacements with Chromium Nitride (CrN) reduces production of metal wear products - Rasmus Thorkildsen, Ole Reigstad, Magne Røkkum (Norway)

A-0230 - Advancements towards non invasive, naturally controlled robotic hand prostheses - Franco Bassetto¹, Giorgio Giatsidis¹, Henning Müller², Atzori Manfredo² (¹Italy; ²Switzerland)

A-0485 - Long-Term Results Following the Hemi-Hamate Procedure for Intra-Articular Fractures of the Middle Phalanx - Nicholas Sheppard, Adrian Chojnowski (UK)

A-0608 - PIP arthroplasties: is the lateral approach the way to improve the outcome? - Vincent Mazzone, Francesca Simone, Federico Terribile (Italy)

A-0165 - Chondrosarcomas of the bones of the hand - Antonio García-Jiménez, Camila Chanes, María del Carmen Pulido, Claudia Lamas, Ana Peiró, Laura Trullols, Isidro Gracia (Spain)

Discussion

Friday, 19 June 2015

08:00-10:00

ROOM: YELLOW 3

S33 Elbow and forearm

Moderator: Jon Hobby (UK)

A-0097 - Risk factors for non-union and other complications after surgical treatment of both-bones forearm fractures - Stephanie Delclaux, Pierre-Sylvain Marcheix, François Dalmay, Mathieu Ehlinger, Pierre Mansat, Paul Bonnevalle (France)

A-0626 - Metaphyseal Ulnar Shortening Osteotomy For Management Of Ulnocarpal Impaction Syndrome After Distal Radius Physeal Arrest - Fiesky A. Nunez Jr, Alejandro Marquez-Lara, Zhongyu Li (USA)

A-0686 - Distal biceps tendon injury - D. Chiapale, G. Demontis, E. Dapelo, A. Galuppi, A. Landolfi, S. Briano (Italy)

A-0570 - From the simple ligamentous lesions up to the complex elbow dislocation. Why do we classify? Arman Sard, Filippo Castoldi, Stefania Vanni, Roberto Rotini (Italy)

A-0236 - Vascularized pedicle bone graft for treatment of humerus supracondylar nonunion - Reza Sh. Kamrani (Iran)

A-0163 - What is the «normal» strenght of pronation and supination ? correlation between the dominant the non-dominant right-handed healthy adults: preliminary results - Pierre Bastien Rey, Julien Uhring, Emmanuelle Jardin, Francois Loisel, Laurent Obert (France)

A-0134 - Mason II radial head fractures are really displacement during active flexion-extension of elbow? A cadaver study with cone beam-computer tomography - A. Poggetti, P. Tos, P. Battistini, G. Lopresti, M. Cecchini, M. Lisanti (Italy)

A-0374 - Rehabilitation in Focal Hand Dystonia; Results with Three Case Series - Orkun Tahir Aran, Semin Akel, Çigdem Öksüz (Turkey)

A-0379 - An easy technique of making correct osteotomy for distal radial deformities - Khalid Masood, Sohail Amin, Khalid Zulfiqar Qureshi, Muhammad Akhtar (Pakistan)

A-0533 - No Difference Between Anatomical Position and Amount of Osteoarthritis 15 Year After a Distal Radius Fracture - Gerald Kraan¹, Mark van Outeren¹, Mark de Vries¹, David Arashvand², Nina Mathijssen¹ (¹The Netherlands; ²UK)

A-0552 - Treatment of distal biceps tendon rupture: why, when, how. Analysis of Literature and our experience - Francesco Giacalone Elisa Dutto, Maddalena Bertolini, Arman Sard, Italo Pontini (Italy)

A-0159 - Percutaneous Release of the First Dorsal Extensor Compartment: A Cadaver Study - Mehmet Ali Acar, Ali Güleç, Yunus Güzel, Mehmet Elmadag, Faik Türkmen (Turkey)

A-0316 - Outcomes for Mason type III radial head fractures treated by osteosynthesis - Seung Han Shin, Sang Yup Han, Da Hoon Jeong, In Joo Park, Jin-Woo Kang, Ho-jin Gil, Dong-Hyun Kim, Yang-Guk Chung (Republic of Korea)

A-0620 - Long-term follow-up of steroid-induced avascular necrosis of the carpus: a retrospective study of 4 cases with minimum follow-up of 10 years - Kazuki Kuniyoshi, Shinobu Saitou, Yusuke Mtsuura, Takane Suzuki, Rei Abe, Aya Kanaduka (Japan)

A-0539 - Wrist flexors and extensors biomechanical comparison - Marta Jokieli, Szymon Rubczak, Marta Slezak, Piotr Czarnecki, Ewa Breborowicz, Izabela Olczak, Leszek Romanowski (Poland)

A-0683 - Pre-surgical assessment for pediatric ulnar coronoid fractures using CT - Jiro Namba, Michio Okamoto, Satoshi Miyamura, Koji Yamamoto (Japan)

Discussion



Friday, 19 June 2015

08:00-10:00

ROOM: TURQUOISE 1

S34 Open & arthroscopic techniques for wrist trauma

Moderators: Hermann Krimmer (Germany) - Nicole Schmelzer-Schmied (Switzerland)

- A-0524 - Review of 14 cases with arthroscopic bone grafting of scaphoid non-union - István Zoltán Rigó (Norway)
 - A-0184 - Palmar subluxation after volar plating for distal radius fractures - Importance of support of ulno-volar fragment of distal radius - Keikichi Kawasaki¹, Hermenn Krimmer², Christoph Pezzei³, Martin Leixnering³, Joerg Gruener⁴, Katsunori Inagaki¹ (¹Japan; ²Germany; ³Austria; ⁴Switzerland)
 - A-0557 - Scaphoid plating in the treatment of failed scaphoid surgery with nonunion, bone defect and loose headless screw - Radek Kébrle Tomas Hellmut Alena Schmoranzova (Czech Republic)
 - A-0191 - Complications Following Internal Fixation of Unstable Distal Radius Fracture With a Volar Locking Plate - Rohit Arora, Christian Deml, Gernot Schmidle, Stefanie Erhart, Markus Gabl (Austria)
 - A-0078 - Arthroscopic Palpation of the extrinsic ligaments of the wrist: what do we really palpate? Camus Emmanuel J¹, Van Overstraeten Luc² (¹France; ²Belgium)
 - A-0342 - Photogrammic scanner as a promising tool in volume measurement of the upper extremity Philip Metz, Christian Wolter, Sebastian Leitsch, Elias Volkmer, Riccardo Giunta (Germany)
 - A-0382 - The average location of a volar locking plate in the practical setting of displaced distal radius fracture treatment - Sangeun Park, Jonghun Ji, Hyunggi Kwon (South Korea)
 - A-0239 - Arthroscopic decompression of lunate for treatment of Kienbock disease, short term results Reza Sh. Kamrani Leila Zanjani (Iran)
 - A-0265 - Clinical Result of Arthroscopic repair of TFCC injury(1B) using outside to inside technique - Jinrok Oh, Kiyeon Kwon, Junpyo Yi (Republic of Korea)
 - A-0397 - Effect of interindividual anatomical variations on the plate-to-bone fit of locking plates for distal radius fractures - Hidemasa Yoneda, Katsuyuki Iwatsuki, Shigeru Kurimoto, Michiro Yamamoto, Hitoshi Hirata (Japan)
 - A-0036 - Arthroscopic Management of Chronic Unstable Scaphoid Nonunions: Effects on Restoration of Carpal Alignment and Recovery of Wrist Function - Jong Pil Kim, Joong Bae Seo, Joon Young Yoo, Ji Young Lee (Korea)
 - A-0160 - Diagnostic accuracy performance of MRI and clinical tests for wrist ligament injuries: A systematic review - Jonny K Andersson, Daniel Andernord, Jón Karlsson, Jan Fridén (Sweden)
 - A-0706 - Stability and pain relief after arthroscopic transosseous repair of the triangular fibrocartilage complex (TFCC) - Robert Kemper, Eva Maria Baur (Germany)
 - A-0545 - Complex carpal lesions: state of the art - Elisa Dutto, Francesco Giacalone, Stefania Vanni, Alessandro Fenoglio, Matteo Ferrero (Italy)
 - A-0525 - The Best of Both Worlds: Combined Synthesis with External Fixation and Locking Plate Stabilization for Complex Distal Radius Trauma - Umberto Valentinotti, Bruno Bono, Valentina Scita, Francesco Sala, Dario Capitani (Italy)
- Discussion

10:00-10:30 Coffee Break

Friday, 19 June 2015

10:30-12:30

ROOM: RED

S35 Instructional Course 3: Operative Treatment

Moderator: David Warwick (UK)

- A-0761 - Needle fasciotomy - Paul Werker, Bert Reichert (The Netherlands, Germany)
- A-0762 - Surgical fasciotomy - Hanna-Stiina Taskinen (Finland)
- A-0763 - Segmental fasciectomy - Homid Fahandezh-Saddi Diaz (Spain)
- A-0764 - Fasciectomy - Henk Coert (UK)
- A-0765 - McCash - Giorgio Pivato (Italy)
- A-0766 - Jacobsen Flap - Massimo Tripoli (Italy)
- A-0767 - Skin Graft - Riccardo Giunta (Germany)
- A-0768 - Percutaneous Aponeurotomy and Lipo-Filling (PALF) for Dupuytren's Contracture - Steven Hovius (The Netherlands)

10:30-11:30

ROOM: BLUE

S36 How to Avoid Complications in Distal Radius Surgery

Moderator: Hermann Krimmer (Germany)

- A-0802 - Complications on Distal Radius Fractures - Roberto Adani (Italy)
 - A-0803 - Borderline Indications for Volar Plating - Wolfgang Hintringer (Austria)
 - A-0804 - Pearls and Pitfalls in Distal Radius Surgery - Radek Kébrle (Czech Republic)
 - A-0805 - Corrective Osteotomies, DRUJ and the Troublesome Lunate Facet - Hermann Krimmer (Germany)
- Discussion

11:30-12:30

ROOM: BLUE

S37 Open & arthroscopic techniques in wrist trauma

Moderators: Hermann Krimmer (Germany) - Hebe D. Kvernmo (Norway)

- A-0537 - Trustworthy Clinical Practice Guidelines for Distal Radius Fractures in Adults - Hebe D. Kvernmo, Leiv M Hove, Adalsteinn Odinson, Katrine B. Frønsdal, Yngvar Krukhaug, Linn Brandt, Per Olav Vandvik (Norway)
 - A-0100 - Surgical Treatment for Distal Radius Fractures Using Titanium versus Stainless Steel Plates - S. Shakir, M. K. Neral, S. Naran, R. Wollstein (USA)
 - A-0392 - Factors affecting the occurrence of DRUJ arthritis after ulnar shortening osteotomy - Jin-Woo Kang, Yang-Guk Chung, Dong-Hyun Kim, Ho-Gin Gil, Seung-Han Shin (Korea)
 - A-0433 - Reconstruction of osteochondral defects of the distal radius using metatarsal osteochondral autografts: a preliminary result - Henk Coert¹, Shirley Stougie¹, Kalpesh Vaghela², Patrick Goon² (¹The Netherlands; ²UK)
 - A-0498 - Treatment of the volar marginal rim fractures with variable angle LCP volar rim distal radius plates - C. K. Goorens, S. Geurickx, B. Hendrickx, B. Staelens, T. Scheerlinck, J.F. Goubau (Belgium)
 - A-0546 - One Versus Two Headless Compression Screws And Bone Grafting For Scaphoid Nonunion Marcos Sanmartín-Fernández, Enrique Moledo-Eiras, José Couceiro-Otero (Spain)
 - A-0637 - Results of Arthroscopic Attachment for DRUJ instability due to TFCC Injury - Keiji Fujio, Taichi Matsumoto, Tsuyoshi Katayama, Youhei Maruo, Takumi Hashimura (Japan)
- Discussion



Friday, 19 June 2015

10:30-11:30

ROOM: YELLOW 1+2

S39 Elbow and forearm

Moderators: Massimo Ceruso (Italy) - Pierluigi Tos (Italy)

A-0255 - A new ulnar bridge plate as a new device for ulnar shortening with guided bone osteotomy techniques and results - Martin Leixnering, Christoph Pezzei, Josef Jurkowsch, Philipp Reb, Thomas Beer, Stefan Quadlbauer (Austria)

A-0156 - Pain management with continuous in situ diffusion of ropivacaine following mini-invasive locking plate fixation for distal radius fracture - Thomas Apard, Gilles Candelier, Sébastien Letouze, Laurent Becuwe (France)

A-0219 - Clinical and radiological results of total elbow prosthesis in the treatment of inflammatory arthritis with a mean follow-up of ten years - Guillaume Bacle, Gregory Griffet, Jacky Laulan (France)

A-0223 -Reconstructive surgery of the radial head fractures and their consequences - I.M. Kurinnyi, O.S. Strafun (Ukraine)

A-0079 - Early Results of Anterior Elbow Release with and without Biceps Lengthening in Patients with Cerebral Palsy - Hyun Sik Gong, Dong Hwan Kim, Kee Jeong Bae, MD, Jiyeong Kim, Min Bom Kim, Young Ho Lee, Goo Hyun Baek (Korea)

A-0640 - Single Portal Endoscopic Treatment for Chronic Exertional Compartment Syndrome of the Forearm Alessandro Pozzi¹, Giorgio Pivato¹, Kristo Kask², Loris Pegoli¹ (¹Italy; ²Estonia)

A-0418 - 15 years of endoscopic ulnar nerve release in cubital tunnel syndrome (Hoffmann technique) Reimer Hoffmann (Germany)

Discussion

11:30-12:30

ROOM: YELLOW 1+2

S40 Current Concepts in Elbow Surgery

Moderator: Rainer Meffert (Germany)

A-0798 - Distal Humerus Fractures: My Favourite Technique - Danilo Chiapale (Italy)

A-0799 - Radial Head Fractures: Resection, Reconstruction or Replacement - Kilian Wegmann (Germany)

A-0800 - Proximal Ulna & Monteggia Fracture Dislocation - Rainer Meffert (Germany)

A-0801 - Olecranon Fractures: Tension Band, Plate or Other Techniques? - Bruno Battiston (Italy)

Discussion

Friday, 19 June 2015

10:30-12:30

ROOM: YELLOW 3

S41 Long finger deformities

Moderators: Adam Domanasiewicz (Poland) - Karlheinz Kalb (Germany)

A-0081 - Radial Collateral Ligament Injury of the Small Finger Proximal Interphalangeal Joint in Young Pianists - Hyun Sik Gong, Dong Hwan Kim, Kee Jeong Bae, Jiyeong Kim, Min Bom Kim, Young Ho Lee, Goo Hyun Baek (Korea)

A-0325 - Can collagenase effectiveness be improved by using ultrasound-guided injection? A comparative study with standard injection - Rosana Pérez, Luis Aguilera, Eva Llopis, Victoria Higuera, Elena Belloch (Spain)

A-0002 - DIP fusion in stage IV chondropathies: a comparative study with versus without joint preparation Anne-Sophie Matheron, Stéphanie Gouzou, Sylvie Collon, Frédéric Bodin, Sybille Facca, Philippe Liverneaux (France)

A-0129 - An anatomical study of the dorsal branches of the digital nerves - A. Kinsella, G. Findlater, D. M. Davidson (UK)

A-0507 - The association between vibration and Dupuytren disease: a comparison between elderly field hockey players and controls - Dieuwke Broekstra, Inge Smits, Tom Harder, Edwin van den Heuvel, Paul Werker (The Netherlands)

A-0158 - Clinical Comparison of Hook Plate Fixation Versus Extension Block Pinning for Bony Mallet Finger: A Retrospective Comparison Study - Mehmet Ali Acar, Ali Güleç, Yunus Güzel, Gökçer Uzer, Mehmet Elmadağ (Turkey)

A-0222 - Xiapex® (collagenase clostridium histolyticum) - treatment of patients with recurrence-Dupuytren's contracture - 1 year follow-up - Karina Liv Hansen, Søren Larsen, Tine Ipsen, Jens Lauritzen (Denmark)

A-0067 - Collagenase- new information from a series of 297 patients - David Warwick, Peter Worsley, Daniel Graham (UK)

A-0320 - The Collagenase experience in Dupuytren disease. Results after the first three years and 74 patients - Antonio Dudley Porras, Sergio Jaramillo Perez, Moustapha Souleiman Mahamoud, Julian del Rio Hortelano (Spain)

A-0290 - Efficacy and Safety of Collagenase Treatment for Dupuytren Contracture: One year follow up results - Annelies Van Beeck, Maartje Michielsen, Matthias Van den Broek, Karolien Didden, Kristien Vuylsteke, Frederik Versteken (Belgium)

A-0568 - Osteotomy in the treatment of malunion of metacarpals and phalanges in children - Radek Kebrle Alena Schmoranzova (Czech Republic)

A-0456 - Retrograde percutaneous intramedullary K-wire fixation for multiple closed metacarpal bone fractures - Soo Joong Choi, Bong Cheol Kwon, Yong Beom Lee (South Korea)

A-0535 - A new method to predict subluxation following a bony mallet injury - Grey Giddins (UK)

A-0475 - Distal Interphalangeal Joint (DIPJ) arthrodesis with compression screw for degenerative osteoarthritis: a functionally and aesthetically successful procedure (a series of 153 cases) - Federico Villani¹, Michel Merle², Bernard Lallemand², Luca Vaienti¹ (¹Italy; ²Luxembourg)

A-0657 - Actual indications of continuous extension technique (TEC) for severe Dupuytren's disease Antonino Messina, Jane C. Messina (Italy)

A-0523 - A novel treatment option for finger deformities and skin defects in Epidermolysis bullosa Horst Zajonc Florian Lampert Georgios Koulaxouzis G. Björn Stark (Germany)

Discussion



Friday, 19 June 2015

10:30-12:30

ROOM: TURQUOISE 1

S42 Congenital

Moderators: Chiara Novelli (Italy) - Paul Smith (UK)

A-0246 - Surgical treatment of thumb duplication: evaluation of results and complications - Massimo Corain, Tomaso Romeo, Michele Mazzi, Betty Ilambwetsy, Roberto Adani (Italy)

A-0396 - Microsurgical transfer of amputated polydactyly to reconstruct other digits - Anna De Leo, Henk Giele, Claudia Lamas Gomez (UK)

A-0395 - Training local surgeons in Congenital hand surgery in Cambodia - Wee-Leon Lam^{1,2}, Yong-June Kim¹, Vanna¹, Jim Golloghy¹, Vaikunthan Rajaratnam^{1,3} (¹Cambodia; ²UK; ³Singapore)

A-0708 - Thumb duplication with atypical flexor tendon insertion: Is the tendon transfer a working technique? - Wiebke Hülsemann, Max Mann, Frank Winkler (Germany)

A-0132 - Surgical Management of Upper Limb Vascular malformations - Katy L. Wallis, Ian J. McCafferty, O. Garth Tittley (UK)

A-0624 - The Y to V palmar and dorsal web based flap for web reconstruction in patients with simple incomplete syndactyly in distal arthrogryposis - Christianne van Nieuwenhoven, Steven Hovius (The Netherlands)

A-0225 - One Step Reconstruction of first webspace and thumb in Apert-Syndrom with a bilobed flap-design - Eva-Maria Baur (Austria)

A-0443 - Two-stage finger reconstruction in severe Poland Syndrome and Symbrachydactyly with bone instability using toe-phalanx transfer. Preliminary study of seven cases - Arielle Salon, Caroline Dana (France)

A-0332 - Microsurgical reconstruction of the Blauth III-IV hypoplastic thumb by second toe longitudinally split hemi-metatarsal or PIP joint - Charlotte Bendon, Henk Giele (UK)

A-0492 - Surgical treatment as preparatory stage to prosthetics for children with ulnar hemimelia, combined with congenital flexion of the elbow joint - I. Schvedovchenko, A. Koltsov, E. Schaidaeve (Russia)

A-0220 - Free phalanx transfer in congenital: considering hand and foot results is still there a place for this indication? - Chiara Novelli, Giorgio Pajardi, Giulietta Proserpio, Chiara Parolo (Italy)

A-0495 - "The hand of the child" Campus as an opportunity to meet, play and comparison - E. Rosanda, C. Parolo, V. La Spada, A. Viano, D. Pajardi, G. Pajardi (Italy)

A-0295 - AVM advanced strategy of treatment, 20 years of development of combined approach Mario Igor Rossello (Italy)

A-0567 - The Foucher modified technique of pollicization: our experience with long term satisfactory results Giorgio Pajardi, Giulietta Proserpio, Chiara Novelli, Chiara Parolo (Italy)

Discussion

10:30-12:00

ROOM: TURQUOISE 2

S70 The Social Hand - Focus on: Epidermolysis Bullosa

See the brochure of The Social Hand program

12:00-14:00

ROOM: TURQUOISE 2

S67 EWAS General Assembly

12:30-14:00 Break

Friday, 19 June 2015

14:00-15:30

ROOM: RED

S43 Instructional Course 4: The Future

Moderator: David Warwick (UK)

A-0769 - Stiff PIP joint and PIP joint - Caroline Le Clerq, Mark Pickford (France, UK)

A-0770 - Salvage procedures - Tine Weis (Denmark)

A-0771 - Deabate - what we know, what we want to know, what we will never know: future research in Duputren's - David Warwick (UK)

14:00-15:30

ROOM: BLUE

S44 Joint stiffness

Moderators: Kees IJsselstein (The Netherlands) - Miryam C. Obdeijn (The Netherlands)

A-0217 - Successful conversion of failed contemporary wrist prostheses to arthrodesis: Prospective results in 11 patients - Ole Reigstad, Trygve Holm-Glad, Rasmus Thorkildsen, Christian Grimsgaard and Magne Røkkum (Norway)

A-0513 - 6.0 (2.0-13.5) years results after 4 corner fusion in 30 SLAC and SNAC wrists - Ole Reigstad, Preben Olsson Dovland, Christian Grimsgaard, Rasmus Thorkildsen and Magne Røkkum (Norway)

A-0653 - Proximal interphalangeal joint dislocation: monocentric retrospective study of 102 consecutive cases - Amelie Faraut, Julien Toulemonde, Stephanie Delclaux, Aymeric André, Michel Rongières, Paul Bonneville, Pierre Mansat (France)

A-0633 - STT arthrodesis by radial vascularized bone graft (zaidenberg graft): The solution for non-union Stephane Barbary, Antoine Dederichs (France)

A-0252 - The modified Sennwald-Della Santa shortening osteotomy of the distal ulna: Surgical Technique and the results of 10 patients - retrospective study - Szabolcs Benis, Jean Goubau, Petrus Van Hoonacker, Diederick Kerckhove, Bart Berghs, Bert Vanmierlo (Belgium)

A-0449 - One-year results of needle fasciotomy and collagenase injection in treatment of Dupuytren's contracture: a two center prospective randomized clinical trial - Peter Scherman, Per Jenmalm, Lars B. Dahlin (Sweden)

A-0240 - Total wrist arthroplasty vs. Amandys - Landino Cugola, Ruggero Testoni, Enrico Carità, Giovanni Dib (Italy)

A-0044 - Factors influencing motion after Re-motion Total Wrist Arthroplasty - Michel E. H. Boeckstyns¹, Guillaume Herzberg², The European Re-motion Research Group³ (¹Denmark; ²France; ³Sweden)

A-0566 - Fixation of cemented and uncemented cups in total joint trapeziometacarpal prostheses. A randomized clinical RSA study with 5 years follow-up - Maiken Stilling, Torben Bæk Hansen (Denmark)

A-0503 - Arthroscopical appearance of Secondary Arthrofibrosis at the Radiocarpal Joint following Intraarticular Distal Radius Fractures - Markus Gabl, Rohit Arora, Gernot Schmidle (Austria)

A-0147 - Treatment of hyperextension deformity of the metacarpophalangeal joint associated to carpo-metacarpal arthritis of the thumb - Stefano Galli, Laura Marai, Ugo Ernesto Pazzaglia (Italy)

A-0082 - Reconstruction of the Deep Transverse Metacarpal Ligament with A1 Pulley Turnover Flaps-A Case Report - Jung-Hsien Hsieh, Sung-Chuan Chao (Taiwan)

Discussion



Friday, 19 June 2015

14:00-15:00

ROOM: YELLOW 1+2

S45 Gong show presentations 3

Moderators: Igor Golubev (Russia) - Andrzej Zyluk (Poland)

A-0292 - Hereditary congenital neuropathies simulating peripheral nerve compressions: up to date of diagnosis and therapy - Mario Igor Rossello, Ombretta Spingardi, Emanuele Pamelin (Italy)

A-0668 - Surgical treatment for the thumb boutonniere deformity in rheumatoid arthritis by modified EPL rerouting procedure - Takuji Iwamoto, Noboru Matsumura, Kensuke Ochi, Kazuki Sato (Japan)

A-0411 - Limited wrist arthrodesis in RA - Sandra Pfanner, Massimo Ceruso (Italy)

A-0582 - Short term results of Total Wrist revision arthroplasties - Allan Ibsen Sorensen, Peter Axelsson, Christer Sollerman (Sweden)

A-0634 - Comparative prospective study of trapeziectomy vs. MAIA(®) prosthesis in 74 female patients with a short follow-up - Stephane Barbary¹, Thomas Jager², Francois dap¹, Gilles Dautel¹ (¹France; ²Luxembourg)

A-0234 - Reduction arthroplasty in the treatment of rhizarthrosis: is a new joint or not? - Cesare Badoino, Francesca Lacelli (Italy)

A-0551 - Rhizarthrosis: trapeziectomy versus total prosthesis - Aurelio Portincasa, Nicola Fini, Domenico Parisi, Roberto Cecchino (Italy)

A-0676 - Use of a boosted distractor in treatment of stiffness of proximal interphalangeal joint of the hand - Dante Tunesi, Piero Di Giuseppe (Italy)

A-0308 - The relation of Kienböck's disease and radiographic parameters in the Korean population - Sang-ho Kwak, Hyuk-Jin Lee, Goo-Hyun Baek (Korea)

A-0520 - Pseudoarthrosis of Intramedullary Nail Performed Humeral Fractures, Treatment with Circular External Fixator: Report of Two Cases - Selim Turkkan, Mustafa Kurklu, Arsen Arsenishvili, Nuray Can, Hakan Zeybek, Harun Yasin Tuzun, Yalcin Kulahci (Turkey)

A-0181 - Reconstruction of soft tissue defects of the upper extremity using anterolateral thigh flaps - Ryosuke Ikeguchi, Soichi Ohta, Yukitoshi Kaizawa, Hiroki Oda, Ryosuke Kakinoki, Tadashi Yasuda, Shuichi Matsuda (Japan)

A-0602 - Methods of thumb reconstruction in children with congenital and acquired hand pathology - Sergei Goliana (Russia)

A-0157 - The use of hamstring tendons for multiple extensor tendon and hand dorsum defects - Egemen Altan, Fatih Durgut, Nebil Selimoglu, Hakan Senaran (Turkey)

A-0039 - Reconstruction of soft tissue defects of the fingers with second and third dorsal metacarpal artery perforator flaps - Dražan Erić¹, Milomir Ninković², Siniša Kojić³, Reuf Karabeg¹, Sanja Marić¹ (¹Bosnia and Herzegovina; ²Germany; ³Serbia)

A-0508 - Reconstruction of soft tissue defects in fingers with the free SUPBRA flap - Alper Aksoy, Emin Sir, Melike Güngör (Turkey)

A-0329 - Undisplaced metacarpal shaft fracture: is early active motion an option ? Prospective continue study - Emmanuelle Jardin, Caroline Pechin, Camille Echallier, Frnacois Loisel, Isabelle Pluvy, Laurent Obert (France)

A-0674 - Treatment of peri- or intra pip joint fractures using dynamic distraction apparatus - Michio Okamoto, Jiro Namba, Satoshi Miyamura, Koji Yamamoto (Japan)

A-0715 - Treatment for the fracture of the hook of hamate using a minimum invasive technique with Acutrack mini screw - Yoshimasa Tomita, Kentaro Aritomi, Kiyohito Naito, Yasushi Nagahama, Taiji Watari (Japan)

A-0645 - Postoperative Follow-Up Of Extreme Carpal Tunnel Syndrome: Time For Thumb Opposition Recovery - Tatsuki Ebata (Japan)

A-0137 - A second-look at digital nerve injuries treated by collagen artificial nerve-guides - Antonio Merolli, Lorenzo Rocchi, Alessandro Morini, Luigi Mingarelli (Italy)

A-0177 - The Radial Recurrent Fascial Flap in the chronic ulnar neuropathy at the elbow - Jean Marc Claise, Jean Paul Haloua (France)

A-0491 - Median nerve compression under the Struthers' ligament in paediatric patient. Clinical case and literature review - Vytautas Gasiunas¹, Sebastian E. Valbuena² (¹France; Lithuania; ²Argentina)

A-0309 - Correlation of the macroscopic appearance of the median nerve in the carpal tunnel and pre-operative nerve conduction studies - evidence for the use of ultrasound in the diagnosis of carpal tunnel syndrome - James Bassett, Eshaa Sharma, Samuel Chan, Richard Dias (UK)

A-0584 - Single stage neurotization of musculocutaneous nerve, axillary nerve and suprascapular nerve in traumatic injury of C5,C6 and C7: case report - Margarita Kateva, Kalin Angelov, Kalin Dimitrov (Bulgaria)

A-0244 - Innovative line for distal to proximal approach in open carpal tunnel release and its relation to important anatomic structures: clinical use and cadaveric study - Jessica Anne Gandionco, Henry Gerard Calleja (Philippines)

A-0415 - Physical Indicators of Hand Function in Diabetes Mellitus - Esma Özkan, Sevgi Kara, Semin Akel (Turkey)

A-0179 - Clinical results after direct coaptation of the C5-C6-C7 brachial plexus roots in traumatic tangential spine lesions . Personal technique - Teodor Stamate, Gabriel Mazilu, Mariana Stamate, Ionut Topa (Romania)

A-0199 - Intercostals nerve transfer to the biceps in complete traumatic brachial plexus injuries - Alvaro Baik Cho, Gustavo Bersani, Raquel Iamaguchi, Leandro Yoshinobu Kiyohara, Luiz Sorrenti, Marcelo Rosa de Resende, Bruno Eiras Crepaldi (Brazil)

A-0008 - The Comparison of Ulnar Nerve Repair According to the Level and Type of the Injury - Hakan Başar, Onur Başçı, Betül Başar, Tolga Kaplan, Bülent Erol, Cihangir Tetik (Turkey)

A-0474 - Recurrent compressive ulnar neuropathy treated with neurolysis and porcine extracellular matrix nerve protector as a soft tissue graft - Loukia Papatheodorou, Dean Sotereanos (USA)

A-0022 - Complication rates after operative versus nonsurgical treatment for distal radius fractures in patients over 65 years old - Kastanis Grigorios, Alpantaki Kalliopi, Tsagkarakis Stratos, Kapsetakis Petros, Magarakis George, Tourvas Evangelos, Christoforakis Zacharias (Greece)

A-0035 - Ultrasonographic quantification of the pronator quadratus activity during gripping effort - Jong Pil Kim, Won Jeong Shin, Jeong Sang Kim, Hee Jung Park (Korea)

A-0299 - Outcomes of the mini-open Outerbridge-Kashiwagi procedure according to preoperative radiocapitellar joint status - Soo Min Cha, Hyun Dae Shin, Jae Hoon Yang (Korea)

A-0452 - Finite Element Analysis of Various Placement States of Kudo Total Elbow Arthroplasty - Hiroki Nishikawa, Jun Ikeda, Gaku Niitsuma, Yuki Usui, Katsunori Inagaki, Taisuke Osanai, Katsuyuki Kobayashi, Hiroki Maruyama, Hikaru Yoshizawa, Ren Kadowaki, Hitoshi Kimura, Norio Inou (Japan)

A-0586 - The extracorporeal loss of the lunate in acute handtrauma. what reconstructive measurements can be undertaken? - Carsten Ernert, Dorrit Winterholer, Elmar Fritsche, Urs Hug (Switzerland)

A-0717 - Neuroorthopedic treatment in the second regenerative phase of Volkmann's ischemic contracture - Anatoly Oreshkov, Olga Agranovich, Maher Abdulrahim, Elena Shapkova, Vladimir Rozhdestvensky (Russia)

A-0541 - Isotonic evaluation of wrist extensors and flexors of tennis elbow patients - Marta Jokiel, Piotr Czarnecki, Leszek Romanowski (Poland)

A-0349 - A Rare Brachial Artery Pseudoaneurysm Secondary To Single Exostosis Of The Humerus - Eirinaios Karamanis, Konstantinos Tolis, Iordanis Manousaridis, Sarantis Spyridonos (Greece)

Discussion



Friday, 19 June 2015

14:00-15:30

ROOM: YELLOW 3

S46 Open & arthroscopic techniques for wrist trauma

Moderators: Jean Goubau (Belgium), Christoph Pezzei (Austria)

A-0047 - Corrective osteotomy of malunited distal radius fractures using bone allografts and internal fixation with locking plates - Nadine Hollevoet, Wim Vanhove (Belgium)

A-0026 - Corrective Volar Plate Fixation for Refracture of Malunited Distal Radius - Min Wook Joo, Joon-Gu Lee, Ha-Jung Song, Yang-Guk Chung, Joo-Yup Lee (Korea)

A-0417 - Treatment of old unreduced carpal dislocations and fracture-dislocations - Hiroyasu Ikegami, Takanori Shintaku, Shu Yoshizwawa, Yoshiro Musha, Takao Kaneko (Japan)

A-0122 - "Regressive" patho-mechanics of Kienböck's disease and salvage by Coxa Manus Surgery
Gaetano Maurizio Grippi (Italy)

A-0201 - Good Outcomes of Surgical Correction of Malunited Fractures of the Distal Radius - David Yeoh, Shirley Collocott, Depak Patel, Karen Smith (New Zealand)

A-0328 - How safe is corrective osteotomy of mal united distal radius without bone or bone substitute graft
Janez Psenica, Petra Rupar, Mihael Kovac (Slovenia)

A-0189 - Influence of forearm pronosupination on scapholunate stability - Mireia Esplugas, Alex Lluch, Marc Garcia-Elias, Manuel Llusà (Spain)

A-0716 - Scaphoidectomy and double column midcarpal arthrodesis for SLAC and SNAC stage III^o
Luchetti Riccardo, Cozzolino Roberto, Atzei Andrea (Italy)

A-0086 - The use of Scapholunate Temporary Screw Fixation for the Treatment of chronic scapholunate instability - Margaret Woon Man Fok¹, Diego Fernandez² (¹Hong Kong; ²Switzerland)

A-0638 - Scapholunate instability stabilization with bone graft - Arthroscopic technique - Igor Cizmar (Czech Republic)

A-0660 - Outcome of patients with arthroscopically treated ulnotriquetral ligament split tears - Shu Li Ng, Shian Chao Tay (Singapore)

A-0673 - The bullet anchor like Redeemer for S-L dislocation - Robert Mulh, Franek Dolsek (Slovenia)

Discussion

14:00-15:00

ROOM: TURQUOISE 1

S47 Congenital

Moderators: Radek Kebrle (Czech Republic) - Marcello Mazzola (Argentina)

A-0587 - Congenital upper extremity compartment syndrome resulting in a Volkmann contracture: a case report and systematic review of the literature - W. D. Rinkel, L. van der Poel, J. P. W. Don Griot, J. H. Coert (The Netherlands)

A-0569 - Radial polydactyly: one time and complete reconstruction of the dominant thumb is the aim for satisfactory outcomes - Giulietta Proserpio, Chiara Parolo, Chiara Novelli, Elisa Rosanda, Giorgio Pajardi (Italy)

A-0216 - Reconstruction of the hypoplastic thumb: Comparison of two different techniques - Massimo Corain, Tomaso Romeo, Michele Mazzi, Roberto Adani (Italy)

A-0499 - Parents and children: how family system cope with congenital malformation and treatment protocol - A. Viano, V. La Spada, D. Pajardi (Italy)

A-0694 - Functional and aesthetic results in the treatment of Madelung's Deformity in young women
Jane C. Messina, Ugo Dacatra, Virgilio Pedrini, Ferruccio Torretta (Italy)

A-0315 - Reconstructing The Upper Extremity in Arthrogryposis Multiplex Congenita: Various Methods In A Rare Anomaly - Ömer Berköz, Erol Kozanoglu, Serhat Atalay Eviş, Türker Özkan, Safiye Özkan, Zeynep Hoşbay Yildirim, Atakan Aydin (Turkey)

A-0405 - Tissue involvement in vascular malformations of the hand - Piero Di Giuseppe, Raul Mattassi (Italy)

Discussion

Friday, 19 June 2015

14:00-15:30

ROOM: TURQUOISE 2

S71 The Social Hand - Focus on: Arthrogryposys

See the brochure of The Social Hand program

15:30-16:00 *Coffee Break*

16:00-17:00

ROOM: RED

S48 Minimal Invasive Hand Surgery

Moderators: Tyson Cobb (USA) - Chung-Jung Shao (Taiwan)

A-0791 - Sonographically-assisted percutaneous release (SARP) in carpal tunnel syndrome - Chung-Jung Shao

A-0792 - Ultrasound-guided carpal tunnel release via a 2 mm cannula - Marko Bodor

A-0793 - Sonographically-assisted percutaneous release (SARP) in trigger digits - Po-Ting Wu

A-0794 - Sonographically-assisted minimally invasive surgery in the upper extremity: the NCKUH experience
Po-Ting Wu

Discussion

17:00-17:30

ROOM: RED

S49 Cry for help: Wrist

Moderators: Richard Koch (The Netherlands) - Arnold H. Schuurmann (The Netherlands)

This is a new item on the FESSH program (but similar to the so called 'Clinical Corners' from past congresses) in which you are able to present and discuss your own cases with colleagues from the audience under the guidance of experienced moderators. 'Unity in Diversity' is the motto of our XXth congress. We are hand surgeons from many different countries and background and this is something we should hone and cherish as we can learn a lot from each other. There is no 'one solution for each individual patient'. So bring along the difficult cases you are struggling with and let us help you!

Please remember to deliver your Power Point presentation in time to the Speakers Room. Also, please present only the essence of your case in a few slides. We are interested in your clinical question, not 'your solution'. This is all about a discussion, not about a monologue.



Friday, 19 June 2015

16:00-17:45

ROOM: BLUE

S50 Micro surgery free papers

Moderator: Alexandru V. Georgescu (Romania)

A-0050 - Usefulness of the individual elevation of the free vascularized iliac bone graft based on deep circumflex iliac artery and the superficial circumflex iliac artery perforator flap from the same field
Taiichi Matsumoto, Kazumasa Takayama, Takuya Tsumura, Hirokazu Sano, Yu Shimizu, Kouhei Doi, Mutsumi Matsushita (Japan)

A-0412 - Improvement of the arch of rotation of posterior interosseous pedicle flap using both reverse posterior and anterior interosseous vascular sources - Cesare Tiengo, Erica Dalla Venezia, Matteo Lombardi, Franco Bassetto (Italy)

A-0401 - Fingertip replantation: our experience about 13 cases - C. Rossello, A. Zoccolan, O. Spingardi, R. Budroni, E. Pamelin (Italy)

A-0249 - Combined muscle-in-vein graft for microsurgical nerve reconstruction in the distal 1/3 forearm, hand and fingers - Teodor Stamate, Gabriel Mazilu, Mariana Georgeta Stamate, Irina Hreniuc (Romania)

A-0076 - Perforator-based propeller flaps in hand reconstruction - Filip Ardelean, Alexandru Georgescu, Radu Lacatus (Romania)

A-0505 - Results of major upper extremity replantation or revascularization: Thirteen years of experiences in a single center, and an indirect comparison of outcomes with reported arm transplantations - Jung Eun Lee, Young Ho Lee, Goo Hyun Baek (Korea)

A-0462 - Modification of the twisted toe technique for thumb reconstruction - Paolo Cortese, Paola Bortot, Giorgio Pajardi (Italy)

A-0636 - Long term results of vascularized radial bone graft for advanced Kienbock disease - Keiji Fujio, Tomoshi Ohmuro, Tsuyoshi Katayama, Yohei Maruo, Takumi Hashimura (Japan)

A-0469 - V advancement flap for fingertip injury preventing necrosis and hook nail deformity
Jung Eun Lee, Young Ho Lee, Jin Rok Oh, Goo Hyun Baek (Korea)

A-0341 - Breaking the Spiral: Reconstructive Approach for Multi-Operated Humeral Nonunions
Aleksandar Lovic, Sergio Alvarez-Garcia-Penuela (Spain)

A-0698 - The Reverse flow Superficial Branch of the radial artery (SUPBRA) flap for digital reconstruction. Our Experience - M. Marti-Puente, F. Iwuagwu (UK)

A-0610 - Fibrin glue augmented microvascular anastomosis: experience in 60 free flaps - Alvaro Baik Cho, Renata Gregório Paulos, Luciano Ruiz Torres, Teng Hsiang Wei, Marcelo Rosa de Resende, Rames Mattar Júnior, Bruno Eiras Crepaldi (Brazil)

A-0095 - New possibilities of radial forearm flap using in hand deformities elimination - Igor Shvedovchenko, Andrej Koltsov, Aleksandr Minkin (Russia)

A-0168 - Results of unusual indication in upper limb replantation - Pierluigi Tos, Davide Ciclamini, Bernardino Panero, Paolo Titolo, Pierfrancesco Pugliese, Bruno Battiston (Italy)

A-0607 - Venous Flaps: An Ideal Flap for Coverage of Small Hand Defects - Bauback Safa (USA)

A-0463 - Soft tissue reconstruction of the hand: raising of the SCLp - Paolo Cortese, Paola Bortot, Giorgio Pajardi (Italy)

Discussion

Friday, 19 June 2015

16:00-17:30

ROOM: YELLOW 1+2

S51 Cry for help: Hand

Moderators: Wiebke Hülsemann (Germany) - Aurelio Portiincasa (Italy)

This is a new item on the FESSH program (but similar to the so called 'Clinical Corners' from past congresses) in which you are able to present and discuss your own cases with colleagues from the audience under the guidance of experienced moderators. 'Unity in Diversity' is the motto of our XXth congress. We are hand surgeons from many different countries and background and this is something we should hone and cherish as we can learn a lot from each other. There is no 'one solution for each individual patient'. So bring along the difficult cases you are struggling with and let us help you!

Please remember to deliver your Power Point presentation in time to the Speakers Room. Also, please present only the essence of your case in a few slides. We are interested in your clinical question, not 'your solution'. This is all about a discussion, not about a monologue.

16:00-17:00

ROOM: YELLOW 3

S52 Elbow and forearm

Moderators: Stephane Guero (France) - Vivien Lees (UK)

A-0109 - Conservative rehabilitative treatment in Carpal Tunnel Syndrome: A comparison between night splints and neurodynamic treatments - A. Menegari, S. Galimberti, M. Ramella, G. Pajardi (Italy)

A-0346 - Coonrad-Morrey total elbow arthroplasty for patients with rheumatoid arthritis: 54 prostheses reviewed at 7 years average follow-up, maximum 16 years - Thuy Trang Pham, Stephanie Delclaux, Sandrine Huguet, Nicolas Bonneville, Michel Rongières, Pierre Mansat (France)

A-0516 - Ligamentous reconstruction for posterolateral instability of the elbow: a review of 14 patients with an average follow-up of 5 years - Thuy Trang Pham, Stephanie Delclaux, Nicolas Bonneville, Michel Rongières, Pierre Mansat (France)

A-0213 - The Clinical Results of Radial Head Prosthesis - Byung Sung Kim, Sung Yong Park, Young Hwan Kim (Rep. of Korea)

A-0233 - Accuracy of Preoperative Triplanar Measures for Cubitus Varus Deformities in Adults: Comparison with Three-dimensional Analyses - Yun-Rak Choi, Ho-Jung Kang, Il-Hyun Koh, Jai-Hyun Chung, Kwangho Chung, Won-Taek Oh (South Korea)

A-0303 - Pre-operative use of botulinum toxin to prepare patients with upper limb spasticity for tendon transfer/lengthening: A Case Series - Parneet Gill, Zahid Hassan, Angie Henry, Paul McArthur (UK)

A-0519 - Surgical Technique for Subtotal Medial Epicondylectomy: Our Indications for Treatment of Cubital Tunnel Syndrome and Persistent Epicondylitis - Umberto Valentinotti, Dario Capitani, Valentina Scita, Antonio Fiore, Michele Miranda, Bruno Bono (Italy)

Discussion



Friday, 19 June 2015

17:00-18:30

ROOM: YELLOW 3

S53 Therapists main lecture

A-0814 - Biopsychosocial approach to Orthotic intervention - Pat McKee (Canada)

18:30-18:45

Presentation of IFSHT Congress in Buenos Aires Argentina 2016

18:45

Closing Remarks

16:00-16:30

ROOM: TURQUOISE 1

S54 RA invited lecture

A-0806 - RA surgery, state of the art - Massimo Ceruso (Italy)

16:30-17:30

ROOM: TURQUOISE 1

S55 RA

Moderator: Massimo Ceruso (Italy)

A-0237 - Rhizarthritis treatment with pyrocarbon spacer Pyrocardan - Marvin Menini, Antonio Gian Maria Merello (Italy)

A-0204 - Outcomes of the Sauve-Kapandji Procedure With an Acutrak Screw for Rheumatoid Arthritis: Results of One-Year Prospective Follow-Up - Mikinori Ikeda, Takeshi Egi, Akira Kawabata, Koichi Yano, Keisuke Suzuki (Japan)

A-0125 - Dimensions of the Trapezium Bone: A Cadaver and CT Study - François Loisel, Pierre Bastien Rey, Sandrine Chapuy, Daniel Lepage, Laurent Tatu, Laurent Obert (France)

A-0436 - Arthrodesis of the rheumatoid wrist with proximal row carpectomy - Thuy Trang Pham, Hubert Lenoir, Cyril Lazerges, Bertrand Coulet, Michel Chammas (France)

A-0186 - Computer aided custom-made ulnar head prosthesis - Thanapong Waitayawinyu, Nattapon Chantarapanich, Thanapon Panchaphongsaphak, Kriskrai Sitthiseripratip, Chinnakart Boonyasirikool, Songsak Suppachokeaueychai, Sunyarn Niempoog (Thailand)

A-0476 - A biomechanical assessment of a new technique for proximal interphalangeal joint arthrodesis using a compression wire - Hans Christoph Knapp, Michael Millrose, Frank Eichenauer, Alexander Zach, Andreas Eisenschenk (Germany)

Discussion

Saturday, 20 June 2015

08:00-08:50

ROOM: RED

S56A EWAS 1 Cry For Help: Clinical Cases from EWAS Forum

Moderators: Gustavo Mantovani (Brazil) - Jane C. Messina (Italy)

A-0725 - A case of SCAC wrist with severe median nerve compression - Philip P. Grieve (Ireland)

A-0726 - Posttraumatic sequelae after operative treatment of distal radius fracture - Nicole Badur (Switzerland)

A-0727 - Failed open scapho-lunate repair with radiocarpal arthritis - Christophe Mathoulin (France)

A-0728 - Radio-lunate focal arthritis - Alejandro Badia (USA)

A-0729 - Smashed wrist - G. Adamczyk (Poland)

Discussion

08:50-09:00

EWAS JUNIOR AWARD

Moderator: Francisco del Piñal (Spain)

09:00-10:00

ROOM: RED

S56B EWAS 2 Radial Sided Wrist Pain: peri-trapezoid disorders

Moderators: Jan R. Haugstvedt (Norway) - Toshiyasu Nakamura (Japan)

A-0730 - Arthroscopic Management of CMC-1 fracture and dislocation - G. Cohen (France)

A-0731 - Arthroscopic resection arthroplasty of CMC-1 arthritis - Tyson Cobb (USA)

A-0732 - Arthroscopic partial scafold resection for STT arthritis - Loris Pegoli (Italy)

A-0733 - Arthroscopic trapezio-trapezoidal resection for STT arthritis - Andrea Atzei (Italy)

A-0734 - Arthroscopic resection of wrist ganglion - Riccardo Luchetti (Italy)

Discussion

08:00-09:00

ROOM: BLUE

S57 Brachial Plexus/nerves

Moderators: Murat Kayalar (Turkey) - Zinon T. Kokkalis (Greece)

A-0432 - Major pain relief following bionic extremity reconstruction in patients with brachial plexus avulsion injury - Laura Hruby, Agnes Sturma, Stefan Salminger, Oskar C. Aszmann (Austria)

A-0101 - Combined intra-radial and intra-median nerve transfer for hand reanimation after C8T1 injuries Zhongyu John Li (USA)

A-0365 - Anterior release operation for obstetrical palsy; indications and results - Atakan Aydın, Ömer Berköz, Erol Kozanoglu, Türker Ozkan, Zeynep Yıldırım, Safiye Ozkan (Turkey)

A-0622 How Late is Too Late for Nerve Reconstruction in Brachial Plexus Injuries? - Anil Bhatia¹, Erica Cavalli² (¹India; ²Italy)

A-0720 - Improving elbow flexion after upper brachial plexus injuries, using the Oberlin nerve transfer Results from Norway - Frode Thu, Rasmus Thorkildsen, Ragnhild S. Molland, Lars-Eldar Myrseth (Norway)

A-0526 - Natural recovery of shoulder exrotation after birth palsy - Pasi Paavilainen, Antti Sommerhem, Yrjana Nietosvaara (Finland)

A-0169 - Nerve repair by fresh muscle-vein-combined nerve guides: clinical results and actual indications Pierluigi Tos, Davide Ciclamini, Bernardino Panero, Alessandro Crosio, Teresa Benigno, Bruno Battiston (Italy)

Discussion



Saturday, 20 June 2015

09:00-10:00

ROOM: BLUE

S58 Brachial Plexus Dysfunction of the Newborn

Moderators: Tracy Fairplay (Italy) - Gürsel Leblebicioğlu (Turkey)

- A-0807 - Introduction of the problem - Gürsel Leblebicioğlu (Turkey)
- A-0808 - Options for neural reconstruction - Gürsel Leblebicioğlu (Turkey)
- A-0809 - Restoration of shoulder functions - Francisco Soldado (Spain)
- A-0810 - Principles of physical therapy - Tüzün Fırat (Turkey)

INTERACTIVE SESSION

08:00-10:00

ROOM: YELLOW 1 + 2

S59 What's in and what's out in hand surgery

Moderators: Nadine Hollevoet (Belgium) - Grzegorz Sianos (UK)

- A-0441 - Hemi-hamate autograft arthroplasty for the proximal interphalangeal joint revisited: a new approach - Kalpesh Vaghela¹, Patrick Goon¹, Shirley Stougie², Henk Coert² (¹United Kingdom; ²The Netherlands)
- A-0423 - The influence of risk factors on the age of onset of the Dupuytren's disease (DD) Roxana Toader - (Romania)
- A-0145 - Comparison of arthroscopic resection arthroplasty versus ligament reconstruction and tendon interposition arthroplasty for thumb basal joint osteoarthritis - Takeshi Egi, Mikinori Ikeda (Japan)
- A-0115 - Pyrocarbon Metacarpophalangeal Joint Replacements: A Service Evaluation with minimum of 2 years follow up - Emma Peck, David Warwick (United Kingdom)
- A-0399 - Three-dimensional modeling of the scapho-trapezio-trapezoid joint surface from CT scan data Ahmed Zemirline, Jean Chaoui, Philippe Moulleron, Christophe Lucas, Anthony Patin, Chihab Taleb, Frédéric Lebaillly (France)
- A-0232 - Total wrist fusion in the treatment of Kienböck's disease. Functional assessment Guillaume Bacle, Gregory Griffet, Emilie Marteau, Jacky Laulan (France)
- A-0562 - Collagenase of Clostridium Hystolyticum for Dupuytren contracture- tips and tricks Chiara Parolo, Giulietta Proserpio, Giorgio Pajardi (Italy)
- A-0214 - Distal phalanx reconstruction after finger bone tumors resection - Stamate Teodor, Mazilu Gabriel, Lazar Andrei, Budurca Radu, Topa Ionut (Romania)
- A-0550 - RCPI associated to first row carpectomy: an alternative to total wrist arthrodesis and arthroplasty in advanced carpal collapse? - Matteo Ferrero, Maddalena Bertolini, Alessandro Fenoglio, Arman Sard, Italo Pontini (Italy)
- A-0589 - Kienböck's Disease: Effectiveness of Moritomo Partial Capitate Shortening Technique - Preliminary Results from our 2006-2014 Database - Umberto Valentinotti, Bruno Bono, Valentina Scita, Antonio Fiore, Dario Capitani (Italy)
- A-0192 - Carpal four corner fusion with memory shape staple or circular plate: comparison of techniques and results - Paterlini, Marengi, Corradi, Udali, De Mas (Italy)
- A-0338 - Resection of the Distal Pole of the Scaphoid in Symptomatic Scaphotrapeziotrapezoid Osteoarthritis and Symptomatic Scaphoid Non-union - Y. Bachour, M. J. L. Berkhout, M. J. P. F. Ritt (The Netherlands)
- A-0180 - Brunelli Pull-Out Technique in Flexor Tendons Repair in Zones II and III: A Study on 65 Cases Ileana Matei, Alexandru Georgescu (Romania)
- A-0479 - A global rehabilitation approach on the child affected by upper limb congenital malformation Valeria Letizia Petrillo, Silvia Minoia, Antonella Guerriero, Giulietta Proserpio, Alessandra Viano, Claudia Maiolino, Giorgio Pajardi (Italy)
- A-0556 - Preliminary results of double arthroplasty for peritrapezial osteoarthritis: a retrospective series of 13 cases with 18 months of follow-up - Philippe Moulleron, Anthony Patin, Cécile Petit-Jean, Ahmed Zemirline (France)

Discussion

Saturday, 20 June 2015

08:00-09:30

ROOM: YELLOW 3

S60 Open & arthroscopic techniques for wrist trauma

Moderators: Ruud L.M. Deijkers (The Netherlands) - Peter Houpt (The Netherlands)

- A-0650 - «All inside knotless» arthroscopic scapholunate reinsection with a 2,5mm Bio-PushLock® (Arthrex): A new and innovative procedure, study of feasibility with preliminary results at 9 months follow-up (series of 10 patients) - Gilles Cohen, Christian Couturier, Philippe Roure, Didier Fontès (France)
 - A-0713 - Arthroscopic Ligament Plication for Palmar Midcarpal Instability - Andrea Atzei¹, Elisabeth Hager², Riccardo Luchetti¹, Federica Braidotti¹ (¹Italy; ²Sweden)
 - A-0639 - How to save the necrotic proximal pole of the carpal scaphoid - Massimiliano Leigheb, Augusto Marcuzzi (Italy)
 - A-0084 - A Study on TFCC status after Volar Plate Fixation in Distal Radius Fractures - Margaret Woon Man Fok, Tak Wing Lau, Christian Fang, Boris Kwok Keung Fung, Frankie Ka Li Leung (Hong Kong)
 - A-0297 - Change of compression force of headless compression screw according to drilling depth Il Hyun Koh, Yun Rak Choi, Jai Hyun Chung, Kwangho Chung, Ho Jung Kang (Korea)
 - A-0197 - Four corner arthrodesis: Our experience with circular HUB-CUP plate - Sandra Pfanner, Massimo Ceruso (Italy)
 - A-0094 - Treatment algorithm of congenital or posttraumatic ulnar impaction syndrome - Christoph Kollersbeck, Martin Pelitz, Hannes Gruber (Austria)
 - A-0705 - Scaphoidectomy and midcarpal tenodesis (Heras-Palau Technique) in SLAC/SNAC II wrist: our experience - Laura Frontero, Andrea Ghezzi, Mattia Carozzo, Laura Loda, Giorgio Pajardi (Italy)
 - A-0247 - Surgical treatment for malunited intraarticular fractures of the distal radius - Oleg M. Semkin, Sergey N. Izmalkov, Ivan A. Sushin (Russia)
 - A-0577 - Short term results of a stable 360 degree technique for reconstruction of the scapho-lunate ligament - Allan Ibsen Sorensen, Jonny Andersson (Sweden)
 - A-0484 - Pisiform dislocations: A case report and radiological study to assist in making the diagnosis Ian Koller, Michael Solomons (South Africa)
 - A-0595 - Arthroscopic transosseous modified Mathoulin dorsal scapholunate capsulodesis: feasibility study and preliminary series of 10 patients - Frédéric Lebaillly, Ahmed Zemirline, Philippe Liverneaux, Chihab Taleb (France)
- Discussion



Saturday, 20 June 2015

08:00-09:30

ROOM: TURQUOISE 1

S61 Elbow and forearm

Moderator: Laurent Obert (France)

A-0378 - Nirschl vs. Arthroscopic Technique For the Treatment of Chronic Recalcitrant Tennis Elbow

Bong Cheol Kwon, Ho-Won Lee (South Korea)

A-0090 - Neurodynamic approach in conservative treatment of cubital tunnel syndrome - Vecchi Simona, Seppi Simone, Ghezzi Irene, Giorgio Pajardi (Italy)

A-0337 - Traumatic Brain Injury, Heterotopic Ossification and Peripheral Neuropathy - Sharon Eylon, Ayelet Gal, Emanuel Kornitzer, Shai Luria (Israel)

A-0267 - Evaluation of displaced supracondylar humeral fractures treated by transarticular external fixation in children - Aleksandra Bogdan, Jean Quintin, Roger van Riet, Franz Burny, Frederic Schuind (Belgium)

A-0020 - Predictors of Unstable Distal Radius Fractures: a meta-analysis - Monique M.J. Walenkamp, Sema Aydin, M.A.M. Mulders, J. Carel Goslings, Niels W.L. Schep (The Netherlands)

A-0564 - Acute elbow valgus instability: 3 cases of surgical treatment in young athletes - Arman Sard, Chiara Arrigoni, Elisa Dutto, Filippo Castoldi, Pietro Di Summa (Italy)

A-0112 - Useful plain radiographic findings in diagnosis of pediatric olecranon greenstick fracture complicated with proximal radial fracture - Yuki Fujihara, Nasa Fujihara, Masahiro Tatebe, Hiromasa Tanaka, Hitoshi Hirata (Japan)

A-0721 - Minimally invasive plate osteosynthesis (MIPO) and the lesions found in the sparing technique pronator quadratus muscle: a study in distal forearm cadavers - Marcelo Rangel Pamfilio de Sousa, Gustavo Campanholi, Claudio Henrique Barbieri, Nilton Mazzer, Filipe Jun Shimaoka (Brazil)

Discussion

09:30-10:00

ROOM: YELLOW 3

S62 Brachial Plexus, Peripheral Nerves

Moderator: Piotr Czarnecki (Poland)

A-0212 - Motor nerve regeneration using an optimized nerve allograft in a rat sciatic nerve model - an in vitro and in vivo analysis - Caroline A. Hundepool^{1,2}, Liselotte F. Bulstra^{1,2}, Tim H.J. Nijhuis², Dimitra Kotsougiani¹, Patricia F. Friedrich¹, Steven E.R. Hovius², Allen T. Bishop¹, Alexander Y. Shin¹ (¹USA; ²The Netherlands)

A-0450 - Designing, Developing and Deploying a Brachial Plexus Service in Cambodia - Conception, Training and Establishment - Wee-Leon Lam^{1,2}, Yong-June Kim¹, Jim Golloghy¹, OuCheng Ngiep¹, Vaikunthan Rajaratnam^{1,3} (¹Cambodia; ²UK; ³Singapore)

A-0270 - Ultrasound assessment of pediatric peripheral nerve palsies associated with close fractures in the upper limb - Richard Tee, Jillian Lee, Theresa Bidwell, Russell Metcalfe (New Zealand)

A-0470 - The Effect Of Peripheral Nervous System In The Bone Biomechanics And Maturity Of the Upper Limb. An Experimental Study - Ioannis Kostas-Agnantis, Anastasios Korompilias, Ioannis Gkiatas, Marios Vekris, Symeon Agathopoulos, Ioannis Giannopoulos, Aleksandros Beris (Greece)

A-0318 - Distal nerve effectors protection in proximal nerve lesions: baby sitting technique, clinical and biological perspectives - Colonna Michele R, Stagno d'Alcontres Francesco, Lupo F, Risitano Giovanni, Galeano Mariarosaria, Russo Antonio, Delia Gabriele, Pajardi Giorgio E (Italy)

Discussion

10:00-10:30 Coffee Break

Saturday, 20 June 2015

10:30-11:30

ROOM: RED

S63A EWAS 3 Radial Sided Wrist Pain: peri-scaphoid soft-tissue disorders

Moderators: Greg Bain (Australia) - Francisco del Piñal (Spain)

A-0735 - Arthroscopic Management of Kienbock's disease - Greg Bain (Australia)

A-0736 - Role of DCSS and Arthroscopic Capsulodesis for SL Instability - Max Haerle (Germany)

A-0737 - Arthroscopic reconstruction of SL Ligament - Pak-Cheong Ho (Hong Kong)

A-0738 - Arthroscopic tenodesis for SL Instability - Fernando Corella (Spain)

A-0739 - Arthroscopic Bone-ligament-bone for SL Instability - Norman Della Rosa (Italy)

Discussion

11:30-12:30

ROOM: RED

S63B EWAS 4 Radial Sided Wrist Pain: peri-scaphoid bone disorders

Moderators: Henk Coert (The Netherlands) - Pak-Cheong Ho (Hong Kong)

A-0740 - Arthroscopic Management of radial sided malunion of the distal radius - Francisco del Pinal (Spain)

A-0741 - Comparison of Arthroscopic and Vascularized Medial Femoral Condyle Bone Grafts for Non Unions of the Scaphoid with 'humpback deformity' - Jeff Ecker (Australia)

A-0742 - Arthroscopic Management of Scaphoid Nonunion without Bone Graft - Martín F. Caloia (Argentina)

A-0743 - Arthroscopic Management of RadioScaphoid Osteoarthritis - Michel Levadoux (France)

Discussion and conclusions - Andrea Atzei (Italy)



Saturday, 20 June 2015

10:30-12:30

ROOM: BLUE

S64 Brachial Plexus, Peripheral Nerves

Moderators: Riccardo Giunta (Germany) - Martin Langer (Germany)

A-0218 - New surgical therapeutic approach for neurogenic thoracic outlet syndrome. "Saving the first rib" A homogeneous continuous series of 104 cases - Michel Merle¹, Jacques Borrelly¹, Thomas Jager¹, Luca Vaienti² (¹Luxembourg; ²Italy)

A-0227 - Anatomy of the direct small branches of the proper digital nerve of the fingers: A cadaveric study Young Ho Lee, Jihyeung Kim, Seung Hwan Rhee, Hyun Sik Gong, Jungeun Lee, Sang-ho Kwak, Goo Hyun Baek (South Korea)

A-0370 - Indications and causes of failure for Botulinum toxin treatment at shoulder problems in obstetrical palsy - Atakan Aydın, Zeynep Yıldırım, Safiye Ozkan, Feride Bilir, Gönül Acar (Turkey)

A-0326 - The Unsolved Issue of Painful Neuromas of the Upper Limb: an up-to-date using the new the regenerative approach of Perineural Fat Grafting (PFG) - Luca Vaienti¹, Michel Merle², Riccardo Gazzola¹ (¹Italy; ²Luxembourg)

A-0410 - Investigation of Effects of Multi- Sensory Education for Development of Activity Participation, Hand Function and Braille Reading Speed in Visually Impaired Individuals - Esma Özkan, Esra Aki, Semin Akel (Turkey)

A-0393 - Neurogenic Thoracic Outlet Syndrom in Children - Gerlinde Weigel, Werner Girsch (Austria)

A-0575 - Rewiring the arm: Nerve transfer restoration of upper limb function in traumatic tetraplegia Mohammad Nassimizadeh, Simon Tan, Colin Shirley, Dominic Power (UK)

A-0471 - Tips on harvesting pronator teres transfer - Anna de Leo, Henk Giele (UK)

A-0339 - Timing of spontaneous recovery of infraspinatus in neonatal brachial plexus palsy - Nicholas C Smith, David McCombe, Alex Nicholls, Mitch Seruya, Bruce Johnstone, Michael Tonkin (Australia)

A-0367 - Management of shoulder internal rotation limitation in obstetrical palsy - Atakan Aydın, Ömer Berköz, Türker Ozkan, Zeynep Yıldırım, Safiye Ozkan (Turkey)

A-0439 - Kinesiophobia and hand-related factors affecting kinesiophobia in diabetic individuals Burcu Semin Akel, Esma Özkan, Sevgi Kara (Turkey)

A-0146 - Evaluation of surgical treatment for neuropathic pain after peripheral nerve injury Valérie Decrouy-Duruz, Thierry Christen, Wassim Raffoul (Switzerland)

A-0693 - Clinical features of Ulnar tunnel syndrome - Kohei Kanaya, Kousuke Iba, Toshihiko Yamashita, Takuro Wada (Japan)

A-0675 - Role of CT in the evaluation of children with obstetric brachial plexus palsy - Bruno Eiras Crepaldi, Luiz Koiti Kimura, Álvaro Baik Cho, Rames Mattar Júnior, Bruno Liberato, Ruben Montiel Oviedo (Brazil)

A-0465 - The amnion muscle combined graft (AMCG) conduits: A new alternative in the repair of wide substance loss of peripheral nerves, ours clinical and experimental experience - Michele Riccio, Andrea Marchesini, Pier Paolo Pangrazi, Andrea Campodonico, Angelica Aquinati, Stefano Geuna (Italy)

Discussion

Saturday, 20 June 2015

10:30-12:30

ROOM: YELLOW 1+2

S65 What's in and what's out in hand surgery

Moderators: Roberto Adani (Italy) - Ruth Lester (UK)

A-0473 - The efficiency of bone suture anchors in the treatment of acute ruptures of the ulnar collateral ligament of the MCP joint of the thumb - Ioannis Antoniou, Zoe Dailiana, Athanasios Drakos, Vasileios Kontogeorgakos, Konstantinos Malizos, Socrates Varitimidis (Greece)

A-0034 - A Prospective, Randomized Comparison of Volar Plate and External Fixation for Intra-articular Distal Radius Fractures - Young Hak Roh, Beom Koo Lee, Jong Ryeon Baek, Hyun Sik Gong, Goo Hyun Baek (Korea)

A-0282 - Kienböck disease: 10 to 25 years follow-up of intra-carpal and extra-carpal unloading procedures Maurizio Altissimi, Marco Baronetti (Italy)

A-0454 - Multisensor interaction through video-games on mobile devices: new frontiers in the Rehabilitation of pediatric hand - Erica Cavalli, Elena Marta Mancon, Rossella Pagliaro, Claudia Maiolino, Renato Mainetti, Michele Pirovano, Jacopo Essenziale, Alberto Borghese, Giorgio Pajardi (Italy)

A-0560 - Collagenase of Clostridium Hystolyticum for Dupuytren contracture: real potentialities discussed after 402 cases. Is there any future for surgery? - Giorgio Pajardi, Giulietta Proserpio, Chiara Parolo (Italy)

A-0006 - Percutaneous Fixation of First Metacarpal Base Fractures Using Locked K-Wires: A Series of 14 Cases - Mohamed Adi¹, Hideaki Miyamoto^{1,2}, Chihab Taleb¹, Ahmed Zemirline¹, Stéphanie Gouzou¹, Sybille Facca¹, Philippe Liverneaux¹ (¹France; ²Japan)

A-0426 - The influence of smoking on Dupuytren's disease clinic (DD) - Roxana Toader (Romania)

A-0425 - Clinic of Dupuytren's disease (DD) in patients with a family history of disease (AHC-DD) Roxana Toader (Romania)

A-0611 - From Wrist Prosthesis to Arthrodesis to Another Prosthesis - Magne Røkkum, Ole Reigstad, Astor Reigstad (Norway)

A-0548 - The role of collagenase in treatment of low and moderate Dupuytren disease: A three years follow up of 80 patients - Franco Bassetto, Erica Dalla Venezia, Matteo Lombardi, Alex Pontini, Cesare Tiengo (Italy)

A-0195 - Midcarpal instability non-dissociative: An uncommon wrist instability pattern - Sandra Pfanner, Massimo Ceruso (Italy)

A-0421 - A less aggressive surgical method for severe extremity infections using modified vacuum-assisted closure (VAC) technique - Seung Han Shin, In Joo Park, Jin-Woo Kang, Ho-jin Gil, Dong-Hyun Kim, Yang-Guk Chung (Republic of Korea)

A-0511 - Wide-awake versus brachial plexus block trapeziectomy with ligament reconstruction and tendon interposition: a retrospective study - Camillo Theo Müller, Paolo Erba, Wassim Raffoul, Thierry Christen (Switzerland)

A-0319 - Proximal pole scaphoid nonunion. Choosing reconstruction with vascularized bone graft over replacement with hemiprosthesis - Sergio Figueiredo, Pedro Barreira, Pedro Almeida, Marco Guedes Sousa, Alexandre Pereira, Miguel Trigueiros, Cesar Silva (Portugal)

A-0064 - Allotransplantation in the Reconstructive Surgery of the Hand - Henrique Messias, Pedro Ferreira, Jose Amarante (Portugal)

A-0361 - An Alternative Salvage Option before Staged Tendon Prosthesis Operations in Flexor Tendon Zone-II Ruptures Due to the adhesions: Tendon Dressing Method - Nebil Yeşiloglu, Murat Sarici, Gökhan Temiz, Hakan Şirinoglu, Ali Cem Akpınar, Gaye Filinte (Turkey)

Discussion

Saturday, 20 June 2015

10:30-12:30

ROOM: YELLOW 3

S66 Tissue engineering and regenerative surgery

Moderators: Volodymyr Protsenko (Ukraine) - Brigitte van der Heijden (The Netherlands)

A-0488 - Purpose of a novel bioactive composite device for ligament regenerative substitution

Massimiliano Leigheb, Michela Bosetti, Alessia Borrone, Augusto Marcuzzi, Mario Cannas (Italy)

A-0558 - Autologous intraarticular fat injection - Preliminary results of an innovative therapeutic option for CMC joint osteoarthritis of the thumb - Elisabeth Maria Haas, Elias Volkmer, Riccardo Enzo Giunta (Germany)

A-0058 - Induced membrane technique (masquelet technique) to treat bone defect at hand level prospective multicenter evaluation - Laurent Obert, Vivien Morris, Alain Tchurukditchian, Francois Loisel, Isabelle Pluvy, Damien Cheval, Dominique Le Nen, Florelle Gindraux, Narcisse Zwentenga (France)

A-0494 - Neuroregenerative and Immunomodulating Properties of Human Epineural Sheath Conduit Augmented with Human Mesenchymal Stem Cells - a New Biologic Construct Supporting Peripheral Nerve Regeneration - Maria Siemionow, Grzegorz Kwiecien, Maria Madajka, Safak Uygur, Joanna Cwykiel, Adam Bobkiewicz, Arnold Caplan (USA)

A-0274 - Electrical stimulation prevents axon degeneration induced by cytosine arabinoside - Sungmin Han, Ho Young Jung, Donghwee Kim, Jun-Kyo Francis Suh, Kuiwon Choi, Inchan Youn, Jong Woong Park (Korea)

A-0578 - Beware of love at first sight: our experience with an appealing bioengineering technique for reconstruction of metacarpal bone defects that did not make it - Andrea Pellacani, Lorenzo Garagnani, Antonio Landi (Italy)

A-0071 - A Large European Genome-wide Association Study Reveals Multiple Genetic Susceptibility Variants for Dupuytren's Disease - Michael Ng¹, Lorraine Southam¹, Hans Hennies², Paul Werker³, David Izadi¹, Anna Espirito Santo¹, Dipti Thakkar¹, Jagdeep Nanchahal¹, Eleftheria Zeggini¹, Dominic Furniss¹ (¹UK; ²Germany; ³The Netherlands)

A-0139 - Clinical implications of a refined structural model of peripheral nerve which explains the phenomenon of the "bands of Fontana" - Antonio Merolli, Lorenzo Rocchi, Luigi Mingarelli (Italy)

A-0585 - Efficacy of the local infiltration of a new collagenesis in the treatment of localized subcutaneous hypertrophic fibrosis in a new rat model: a clinical and histological analysis - Andrea Marchesini, Stefano Cecconi, Monica Mattioli-Belmonte, Michele Riccio (Italy)

A-0461 - Fatgrafting in Dupuytren disease - Franco Bassetto, Erica Dalla Venezia, Alex Pontini, Cesare Tiengo (Italy)

A-0242 - Acellular Dermal substitutes or skin flaps: how to choose the best reconstructive solution - Cesare Tiengo, Erica Dalla Venezia, Alex Pontini, Franco Bassetto, Bruno Azzena (Italy)

A-0408 - The use of lipofilling in hand and wrist post-traumatic sequels - Massimo Corain, Roberto Adani (Italy)

Discussion

10:30-12:00

ROOM: TURQUOISE 2

S72 The Social Hand - Focus on: Poland Syndrome

See the brochure of The Social Hand program

12:30-12:45

ROOM: RED 1+2

Closing Remarks



E-POSTER



E-POSTER

- A-0001 - Two bicortical screw fixation for olecranon fractures** - Yasuhiro Yoshikawa, Koji Abe, Toshiro Yonetani (Japan)
- A-0003 - Multiple and adjustable vascular clamp: feasibility study on an experimental model of termino-lateral microsurgical vascular anastomoses** - Alexis Pereira¹, Satoshi Ichihara^{1,2}, Sylvie Collon¹, Frédéric Bodin¹, André Gay¹, Sybille Facca¹, Philippe Liverneaux¹ (¹France; ²Japan)
- A-0007 - Inter - and Intraobserver reliability in classification of hamatometacarpal fracture and dislocation: A comparison between 2D and 3D CT** - Joo Hak Kim, Joon Yub Kim, Jung Soo Choi, Seung Joon Moon (South Korea)
- A-0013 - Trans-Scaphoid Perilunate Dislocation: union of an extruded scaphoid proximal pole fragment** Kalpesh R Vaghela, Patrick KY Goon, Adrian Chojnowski (UK)
- A-0015 - Intraneural ganglion of the common peroneal nerve: An uncommon reason for complete peroneal nerve palsy** - Christian Wirtz, Silvia Schibli, Christoph Klimsa, Marco Canova (Switzerland)
- A-0018 - Untangling the knot: Definitions of an unstable distal radius fracture a systematic review of literature** - Monique M.J. Walenkamp, Lara M. Vos, Simon D. Strackee, J. Carel Goslings, Niels W.L. Schep (The Netherlands)
- A-0019 - The minimal clinically important difference of the Patient-Rated Wrist Evaluation Score for patients with distal radius fractures. A prospective cohort study** - Monique M.J. Walenkamp, Lara M. Vos, Robert-Jan O. de Muinck Keizer, J. Carel Goslings, Niels W.L. Schep (The Netherlands)
- A-0029 - Attritional tendon rupture of flexor tendon of the finger caused by severe chronic volar subluxation of metacarpophalangeal joint in the patients of rheumatoid arthritis** - Yu Sakuma¹, Kensuke Ochi¹, Stephan Shindele², Shigeki Momohara¹, Daniel Herren² (¹Japan; ²Switzerland)
- A-0032 - Factors Delaying Recovery After Volar Plate Fixation of Distal Radius Fractures** - Young Hak Roh, Beom Koo Lee, Jong Ryoan Baek, Hyun Sik Gong, Goo Hyun Baek (Korea)
- A-0038 - Measuring the quality of life of patients underwent ligament reconstruction of the interosseous membrane of the forearm, using braquioradialis muscle tendon in the treatment of joint instability of the distal radio ulnar joint (DRUJ)** - Marcio Aita, Gustavo Mantovanni Ruggiero, Rafael Saleme Alves, Carlos Henrique Vieira, Eduardo Fernandes Costa, Edison Noboru Fujiki (Brazil)
- A-0040 - The management of distal Humeral fractures using an Dynamic External fixator stabilizer for elbow: preliminary results** - Marcio Alta, Gustavo Bisson, Gabriel da Costa Almeida, Fernando N. Z. Pinto, Fabio Lucas Rodrigues, Edison Noboru Fujiki (Brazil)
- A-0041 - Ulnar impaction syndrome with superficially intact TFCC** - Steffen Löw, Alexandra Herold, Christoph Eingartner (Germany)
- A-0043 - Reconstruction of PIP joint collateral ligament in chronic instability** - Takuro Wada, Tetsuro Hiraiwa, Kosuke Iba, Toshihiko Yamashita (Japan)
- A-0048 - Crescent Flap for Fingertip Reconstruction** - Sze-Ryn Chung, Tun-Lin Foo (Singapore)
- A-0052 - Management Strategies of Post-traumatic Intrinsic Contractures of the Hand** - Ethan R. Wiesler, Fiesky Nunez, Aditya Chawla (USA)
- A-0053 - Palmar Reconstruction of the Triangular Fibrocartilage Complex for Static - Instability of the Distal Radioulnar Joint** - Sayuri Arimitsu, Hisao Moritomo, Nobuyuki Kubo, Takashi Masatomi, Masao Yukioka (Japan)
- A-0056 - Functional outcome of ulnar nerve fascicle transfer for restoration of elbow flexion in upper brachial plexus injury** - A.R. Saied, A. Zvaei (Iran)
- A-0060 - Complications of treatment of distal fractures of the humerus in patients over 65: prospective & retrospective multicenter study on 497 cases** - Laurent Obert, Maxime Ferrier, Adrien Jacquot, Pierre Mansat, Francois Sirveaux, Philippe Clavert, Jean Noel Charissoux, Laurent Pidhorz, Thierry Fabre, SOFCOT (France)
- A-0061 - How to spare the pronator quadratus during MIPO of distal radius fractures by using a mini-volar plate: prospective weekly continue evaluation** - Laurent Obert, Pierre Bastien Rey, Francois Loisel, Severin Rochet, Julien Uhring, Daniel Lepage (France)

E-POSTER

- A-0063 - Palmar Reconstruction of the Triangular Fibrocartilage Complex for Static Instability of Distal Radioulnar Joint** - Sayuri Arimitsu, Hisao Moritomo, Nobuyuki Kubo, Takashi Masatomi, Masao Yukioka (Japan)
- A-0068 - Xiapex- what we may never know- a discussion paper** - David Warwick (UK)
- A-0070 - Coronal shear fractures of the distal humerus - outcomes after operative treatment** - S. Angelov, D. Aleksandrov, B. Valentinov, S. Gramaticov, I. Vanov (Bulgaria)
- A-0073 - Osteoid osteoma of the distal pole of the scaphoid mimicking flexor carpi radialis tendinitis** Jung Il Lee, Duk Hee Lee, Jong Woong Park (Corea)
- A-0080 - Open Suture Repair of TFCC Tears and Ulnar Styloid Base Fractures Combined with Volar Plating of Distal Radius Fractures** - Hyun Sik Gong, Dong Hwan Kim, Young Ho Shin, Han Sol Shin, Jeong Guk Baek, Jihyeong Kim, Min Bom Kim, Young Ho Lee, Goo Hyun Baek (Korea)
- A-0083 - Reverse type of PLFD - Transstyloid PLFD with dorsoradial wrist translocation** - Lyudmil Simeonov (Bulgaria)
- A-0087 - The Result of Contralateral C7 Spinal Nerve Transfer - a 28 years of experience** - Margaret Woon Man Fok¹, Chieh-Han John Tzou², David Chwei Chin Chuang³ (¹Hong Kong; ²Austria; ³Taiwan)
- A-0088 - Intraneural nodular fasciitis of the common digital nerve in the palm** - Hideyuki Mizushima, Hitoshi Hirata (Japan)
- A-0089 - Multilevel injury from high-energy trauma in sports: case report** - Vecchi Simona, Seppi Simone, Agnetti Sara, Giorgio Pajardi (Italy)
- A-0091 - Neuromuscular tape in the conservative treatment of trigger finger: comparing results** Simona Vecchi, Simone Seppi, Giorgio Pajardi (Italy)
- A-0098 - Ambulatory management of distal radius fractures** - Stephanie Delclaux, Guillaume Krin, Michel Rongièrès, Costel Aprédoaei, Paul Bonnevalle, Pierre Mansat (France)
- A-0102 - Proprioception of the Wrist Following Distal Radius Fracture-a Protocol for Evaluation and Treatment** Hani Harel, Dafna Michael, Ronit Wollstein (Israel)
- A-0103 - Evaluation of radiographic hypermobility of the thumb carpometacarpal joint in women with carpal tunnel syndrome** - Jeong Hwan Kim, Hyun Sik Gong, Youn Ho Kim, Seung Hwan Rhee, Jihyeung Kim, Goo Hyun Baek (Korea)
- A-0106 - Reconstruction of scapholunate interosseous ligament using dorsal intercarpal ligament of the wrist** Hiroshi Ono, Kateshi Katayama, Kazuhiko Furuta (Japan)
- A-0110 - Percutaneous screw fixation from the palmar side for B1, B2 fractures in the central one-third of the scaphoid bone in 56 patients:What is the optimum screw position for scaphoid fractures?** - Takeshi Sakai, Keichiki Kawasaki, Masanori Nakamura, Naoya Nishinaka, Yutaka Kubota, Hiroaki Tsutsui, Katsunori Inagaki (Japan)
- A-0111 - Surgical treatment for the rare combination of scaphoid and hamate hook fractures** - Takeshi Sakai, Keichiki Kawasaki, Masanori Nakamura, Naoya Nishinaka, Yutaka Kubota, Hiroaki Tsutsui, Katsunori Inagaki (Japan)
- A-0113 - Pilon Fractures of the Proximal Phalangeal Base: A Challenge for the Hand Surgeon** - Iva Neshkova, Rainer H. Meffert (Germany)
- A-0116 - Minimally invasive surgery of distal radius malunion: a preliminary series of 9 cases** - Taleb, Zemirline, Lebailly, Gouzou, Facca, Hidalgo, Liverneaux (France)
- A-0121 - Role of guided ultrasound in the treatment of Dequervains tenosynovitis by local steroid infiltration** Jagannath Kamath, Rajashekar Danda (India)
- A-0123 - Correlation between the scapholunate and lunotriquetral interosseous ligament tears and carpal condromalacia and osteoarthritis: Anatomical study of 28 specimens** - Claudia Lamas, Anna Carrera, Rosa Morro, Ignacio Proubasta, Manuel Llusà (Spain)
- A-0124 - Percutaneous screw fixation in minimally or non-displaced scaphoid waist and proximal pole fractures: Study of 68 patients** - Claudia Lamas, Antonio Garcia, Ignacio Proubasta, Maria Carmen Pulido, Luis Trigo, Julio de Caso (Spain)



E-POSTER

- A-0128 - Scaphoid Fracture Epidemiology. Prediction of future rates and an assessment of deprivation and seasonality on Scaphoid fractures** - Kanai Garala, Nicolas Taub, Joseph Dias (UK)
- A-0131 - The use of implant material based on bioactive glass by substituting post-resection bone defects of the hand in patients with benign tumors and tumor diseases** - Protsenko V., Buryanov A., Chorney V. (Ukraine)
- A-0133 - Dupuytren's disease: indications for surgery among UK hand surgeons** - Ayad Harb, James Blair (UK)
- A-0135 - Post traumatic radioulnar synostosis treated effectively with tissue expander capsule interposition: a novel technique** - Ayad Harb, Mohammad Nassimzadeh, Shivram Singh (UK)
- A-0144 - Hamate hook fractures of 28 hands - Excision of bony fragment is the best choice?** - Yutaka Kubota, Keikichi Kawasaki, Yukio Ueno, Kazunari Tomita, Jun Ikeda, Katsunori Inagaki (Japan)
- A-0149 - Guided Limited Open Release Extrabursal Method for Carpal Tunnel Syndrome: preliminary results in 56 patients** - Alberto Mantovani, Daniele Carletti, Michele Trevisan, Carmen Girardelli, Marco Cassini (Italy)
- A-0154 - Silicone metacarpophalangeal joint arthroplasty in patient with rheumatoid arthritis** - V. V. Kolomatskiy, M. M. Lipina, M. A. Makarov, A. A. Roskidaylo, S. A. Makarov, D. V. Ivanov (Russia)
- A-0155 - Multimodal diagnostic approach to the synovitis of wrist** - Jihyeung Kim, Youngho Shin, Hyun Sik Gong, Kee Jeong Bae, Young Ho Lee, Goo Hyun Baek (Republic of Korea)
- A-0164 - Open Repair of Complete Radioulnar Ligament Tear Associated with Unstable Distal Radius Fractures: Comparative study between open repair and non-lax distal radioulnar joint cases** - Ryotaro Fujitani, Shohei Omokawa, Hiroshi Ono, Akio Iida, Yoshihiro Dohi, Yasuhiro Tanaka (Japan)
- A-0166 - Our experience in cortical bone graft as a treatment for complex non-unions of proximal ulna** - Antonio García-Jiménez, Luis Trigo, Laura Noguera, Julio de Caso, Ignacio Proubasta (Spain)
- A-0167 - The value of arteriography and magnetic resonance angiography in the diagnosis of vascular malformations** - Luciana Marzella, Alberto Lazzerini (Italy)
- A-0171 - Analysis of Chronic Non-healing Ulcers of the Upper Extremities** - Ja Hea Gu, Dong Hee Kang, Sang Ah Oh (South Korea)
- A-0187 - Axonal fusion in human digital nerves** - Thanapong Waitayawinyu¹, Ratnam Nookala², Richard B. Boyer², Kevin W. Sexton², Chinnakart Boonyasirikool¹, Wuttidech Numnate¹, Sunyarn Niempoog¹, Bruce Shack², Wesley P. Thayer² (¹Thailand; ²USA)
- A-0193 - The predictive value of ultrasound scanning in certain hand and wrist conditions** - Khalid Al-Hourani, David Gamble, Paul Armstrong, Greg O'Neil, Jim Kirkpatrick (Scotland)
- A-0194 - Radiocarpal volar dislocation late after open reduction and internal fixation of a distal radius fracture with a volar plate** - Sergio Figueiredo¹, Pedro Barreira¹, Sofia Garcia Cabanas^{1,2}, Marco Guedes Sousa¹, Alexandre Pereira¹, Miguel Trigueiros¹, Cesar Silva¹ (¹Portugal; ²Spain)
- A-0200 - Management of wrist arthrosis with pyrocarbon capitae resurfacing implant.rcpi** - Davide Smarrelli, Michele Giani Costanza Redaelli Rose Annette Luciano (Italy)
- A-0202 - Tendon Transfer for Wrist and Finger Extension Function Reconstruction in Stroke Patient with Spasticity and Dystonia—A Case Report** - Jung-Hsien Hsieh, Che-Wei Chang (Taiwan)
- A-0203 - Complications following internal fixation of unstable distal radius fractures with a volar locking plate** - Junya Imatani, Shiro Moritani, Kazushige Maeda, Yukiko Kiritani, Masamichi Hayashi, Hidenori Kondo (Japan)
- A-0208 - Exchange of silicon metacarpophalangeal (MPC) joints to a constrained finger joint system in order to improve ulna drift - case study** - Pjotr Sarantsin¹, Håkan Håkanson², Eva Ståhl Wernersson² (¹Finland; ²Sweden)
- A-0209 - Pirodisk in Carpo-Metacarpal Arthritis: 60 cases follow up at 1 to 6 years** - Gaetano Carriere, Monica Pastina, Gaetano Maci, Stefano Zanasì (Italy)
- A-0210 - Microsurgery training using a smartphone** - Dong Min Kim, Jong Woo Kang, Jae Kyun Kim, Inchan Youn, Jong Woong Park (Korea)
- A-0215 - Operating, organizational and economic impact of care settings changes and optimization of the clinical standard** - Laura Frontero, Andrea Capponi, Dante Tumbiolo, Giorgio Pajardi (Italy)

E-POSTER

- A-0228 - Trapeziectomy with ligament reconstruction and tendon interposition with entire width of the flexor carpi radialis** - Letizia Marengi, Marco Paterlini, Maurizio Corradi, Silvio Tocco, Alessio Pedrazzini, Francesco Ceccarelli (Italy)
- A-0231 - Ulnar positive variance and Clinical Outcome after Arthroscopic Management of Traumatic Aricular Disc Tear of TFCC: Any Correlation?** - Yun-Rak Choi, Ho-Jung Kang, Il-Hyun Koh, Jai-Hyun Chung, Kwanho Chung, Won-Taek Oh, Seong Yong Sung (South Korea)
- A-0241 - Long-term results of treatment of radio-scaphoid arthritis by use of pirocarbon implant (APSI) with 10 years follow up** - Enrico Carità, Alberto Donadelli, Landino Cugola (Italy)
- A-0243 - Scapho-Lunate repair with dorsal capsulodesis, revision of 14 cases** - Alberto Donadelli, Enrico Carità, Landino Cugola (Italy)
- A-0248 - Pedicled Osteofasciocutaneous Dorsoulnar (POFCDU) Flap as a Vascularized Corticocancellous Bone (VCCB) Graft for Surgical Treatment of Kienböck's Disease (KD)** - Fikret Eren, Ceyhan Cesur, Sinan Oksuz, Hüseyin Karagoz, Cenk Melikoglu, Cengiz Yildirim, Ersin Ulkur (Turkey)
- A-0250 - Reconstruction of multiple metacarpal bone defects using segmentated fibular flap** - Rahmi Eving, Can Kopal, Dogan Bek, Muzaffer Durmuş (Turkey)
- A-0251 - Treatment of proximal phalangeal fractures by plate and angular stable unicortical screws** - Stefan Quadlbauer, Christoph Pezzei, Josef Jurkowsitsch, Philipp Reb, Thomas Beer, Martin Leixnering (Austria)
- A-0263 - Predictive Factors for Recalcitrant Ulnar Sided Wrist Pain** - Masahiro Tatebe, Katsuyuki Iwatsuki, Kenji Tanaka, Shiro Urata, Hiroshi Hirata (Japan)
- A-0269 - Surgical tip for extension block pinning technique in chronic bony mallet finger** - Jinrok Oh, Jungeun Yi, Junpyo Yi (Republic of Korea)
- A-0271 - Intraosseous epidermal cyst in the metacarpal bone after K-wire fixation: A case report** - Il-Jung Park, Hyoung-Min Kim, Jae-Young Lee, Soo-Hwan Kang (Korea)
- A-0272 - The treatment for Kienböck's disease using the fourth extensor compartment artery vascularized bone graft** - Il-Jung Park, Hyoung-Min Kim, Seok-Whan Song, Jae-Young Lee, Soo-Hwan Kang (Korea)
- A-0276 - Post operative cubital tunnel syndrome due to deep flexor pronator aponeurosis** - Sang-ho Kwak, Seung-Jun Lee, Jung-dong, Seo, Kuen-Tak Suh (Korea)
- A-0277 - Chronically unreduced elbow dislocation treated with hinged external fixator and transarticular pin fixation** - Sang-Ho Kwak, Young Ho Lee, Gil Joon Seo, Goo Hyun Baek (Korea)
- A-0278 - Surgical treatment of radioulnar postraumatic synostosis** - Sandra Pfanner, Prospero Bigazzi, Massimo Ceruso (Italy)
- A-0280 - Long-term results of Galeazzi-Equivalent Injuries in Adolescents** - Hyun Dae Shin, Soo Min Cha, Jae Hoon Yang (Korea)
- A-0283 - Injury patterns and the role of tendons in protecting neurovascular structures in wrist injuries** - Soo Min Cha, Hyun Dae Shin, Jae Hoon Yang (Korea)
- A-0285 - Comparison of Grip Strength Among 6 Grip Methods** - Hyun Dae Shin, Soo Min Cha, Jae Hoon Yang (Korea)
- A-0287 - Clinical and Radiological Outcomes of Scaphoidectomy and 4-Corner Fusion in Scapholunate Advanced Collapse at 5 and 10 Years** - Hyun Dae Shin, Soo Min Cha, Jae Hoon Yang (Korea)
- A-0288 - Simultaneous fracture of the scaphoid waist and the hook of the hamate; Case report** - Takeshi Makino, Shinichiro Kishimoto, Takayuki Hashiguchi, Izumi Tani, Satoshi Iwaya (Japan)
- A-0289 - Performing Allen's Test in Immobile Hand: The Esmarch Bandage Method** - Nebil Yeşilöglü, Gökhan Temiz, Hakan Sirinoglu, Murat Sarici, Emre Güvercin (Turkey)
- A-0294 - Fixation of Posterior Process Fractures of the Olecranon Using a Modified Suture Bridge Technique: Report of 4 Cases** - Hyun Dae Shin, Soo Min Cha, Jae Hoon Yang (Korea)
- A-0296 - Relaxin Temporarily Resolves Wrist Stiffness After A Distal Radius Fracture In A Pregnant Woman** - Tamara Rodríguez-López, Manuel Sánchez-Crespo, Fernando del Canto, Higinio Ayala, Alfonso-Fernández Ana, Alberto Núñez-Medina, María Ángeles de la Red, Peñas Francisco (Spain)



E-POSTER

- A-0298 - Extensive curettage using a high-speed burr versus dehydrated alcohol instillation for the treatment of enchondroma of the hand** - Hyun Dae Shin, Soo Min Cha, Jae Hoon Yang (Korea)
- A-0300 - Fenton syndrome diagnosed 14 years after the initial trauma and treated with osteosynthesis** Tamara Rodríguez-López, Manuel Sánchez-Crespo, Fernando Del Canto, Alberto Núñez-Medina, Higinio Ayala, Ana Alfonso-Fernández, Francisco Peñas (Spain)
- A-0304 - Recognising anatomical variance in median nerve lesions and the effect on hand function and potential treatments** - James Bassett, Samuel Chan, Eshaa Sharma, Richard Dias (UK)
- A-0307 - Flexion contracture of PIP joint treated with distraction and repeated correction by the hinge external fixator** - Yasumasa Nishiura, Shinji Murai, Yuki Hara (Japan)
- A-0311 - Simple presentations of sinister pathology to an upper limb orthopaedic clinic** - James Bassett, Eshaa Sharma, Samuel Chan, Richard Dias (UK)
- A-0314 - Major hand and upper limb amputations in a district hospital in Singapore** - Shi Claris, Vaikunthan Rajaratnam (Singapore)
- A-0321 - Dupuytren's disease and the risk of malignant neoplasms** - Andrzej Zyluk, Tadeusz Debnicki (Poland)
- A-0322 - Exposition of the surgeon's hand on radiation at the operations in hand surgery** - Andrzej Zyluk, Piotr Puchalski, Pawel Dec, Joanna Chrachol (Poland)
- A-0327 - A new method of reducing amputation rate in high-pressured dye injection injuries of the hand: Vacuum assisted closure system** - Gökhan Temiz, Cengiz Eser, Emre Güvercin, Murat Sarici, Kayhan Başak, Gaye Taylan Filinte (Turkey)
- A-0334 - 3D printed models of distal radius and scaphoid fractures: a new tool to improve lesion understanding, surgery plan and refine patient's compliance** - Nicola Bizzotto¹, Ivan Tami², Denis Romani¹, Alessandro Costanzo¹, Paolo Poggi¹, Massimo Corain¹, Roberto Adani¹ (¹Italy; ²Switzerland)
- A-0336 - The Use of Leap Motion Gesture Control to control Imaging in operating room** - Nicola Bizzotto, Alessandro Costanzo, Denis Romani, Massimo Corain, Roberto Adani, Bruno Magnan (Italy)
- A-0340 - The importance of ultrasonography in detecting median nerve compression at the wrist by anomalous muscles. Reversed palmaris longus muscle and carpal tunnel syndrome: clinical and anatomical correlations** - Michele R Colonna, Francesco Stagno d'Alcontres, Giorgio E. Pajardi, Giovanni Risitano (Italy)
- A-0343 - Trapeziometacarpal Capsuloplasty for Thumb CMC Instability: a New Technique for an Emerging Entity** - Sergio Alvarez-Garcia-Penuela, Aleksandar Lovic (Spain)
- A-0344 - The Surgical Treatment of Digital Mucous Cysts** - Nicole McClintock, Bishoy Dimitri, Aileen Dobbs, Samuel George, Fahmy Fahmy (UK)
- A-0347 - Synovial Chondromatosis Of The Elbow** - Eirinaios Karamanis, Iordanis Manousaridis, Konstantinos Tolis, Sarantis Spyridonos (Greece)
- A-0350 - Hypothenar fat pad flap for primary surgery of carpal tunnel syndrome** - Akira Hara, Toshiya Kudo, Yasuhiro Yamamoto, Koichi Kusunose, Yuichiro Maruyama (Japan)
- A-0353 - Iatrogenic Peripheral Nerve Injuries Caused by Surgical Procedure** - Kazuki Sato, Kensuke Ochi, Takuji Iwamoto, Noboru Matsumura, Toshiyasu Nakamura (Japan)
- A-0354 - Dialysis access-induced distal ischemia, and its risk factors: A single institute experience** Benjamin Liang, Claris Shi, Rajaratnam Vaikunthan (Singapore)
- A-0357 - Plate Fixation For Unstable Distal Ulna Fractures In Elderly Women** - Hidetoshi Teraura, Akira Kawabata, Mikinori Ikeda, Hiroyuki Gotani, Yoshiki Yamano (Japan)
- A-0358 - Neurectomy in upper limb spasticity: Review of the literature in light of recent anatomical studies** Caroline Leclercq¹, Mathilde Gras¹, Adeline Cambon-Binder¹, Renata Paulos², Catalina Parot³ (¹France; ²Brazil; ³Chile)

E-POSTER

- A-0360 - Four year long-term radiological outcome of total joint arthroplasties with Ivory implant. Our centre results** - Marta Oldrati, Carlos Diago Guiral, Veronica Rico Ramirez, Juan Antonio Roig Llopis, Adriana Soria Franch (Spain)
- A-0363 - Entrapment of the ulnar nerve by the deep flexor pronator aponeurosis** - Hiroshi Arino, Koichi Nemoto, Masatoshi Amako, Shintaro Ohno, Yasufumi Hlrahara (Japan)
- A-0364 - Technical details, results and complications of "midi open" carpal tunnel release surgery by innovative equipment** - Avshalom Carmel (Israel)
- A-0373 - Hand Infections After Steroid Injections** - Ja Hea Gu, Kyu Hyoung Lee, Dong Hee Kang, Sang Ah Oh (South Korea)
- A-0376 - Avascular Necrosis of Capitate. Case Report** - Montserrat del Valle, Gino Costa, Sonia Suau, Ana Lopez, Isidro Casado, Pler Caputo (Spain)
- A-0381 - Complications after a severe open forearm fracture - reconstruction with two free vascularized fibular grafts. Case report** - Johannes Rois, Werner Girsch (Austria)
- A-0386 - The Safety of the use of the Proximal Anteromedial Portals in Elbow Arthroscopy with Prior Ulnar Nerve Transposition** - Sangeun Park¹, Daniel R Bachman², Shawn W, O'Driscoll² (¹Korea; ²USA)
- A-0388 - Evolution in the outcomes after total replacement of the thumb carpo-metacarpal joint: When do we reach stable results?** - Fernando del Canto Álvarez, Manuel Sánchez Crespo, Francisco Peñas Díaz, Higinio Ayala Gutiérrez, Juan Ramón Sanz Giménez-Rico, María de los Ángeles de la Red Gallego (Spain)
- A-0390 - Outcomes of the 5th metacarpal neck fractures treated with splitted modified ulnar gutter splint** In-Joo Park, Ho-Jin Gil, Yang-Guk Chung, Seung-Han Shin, Dong-Hyun Kim (Korea)
- A-0404 - Platelet Rich Fibrin Gel Installation Following Modified Trapeziectomy in CMC-1 Arthritis: A Pilot Study** - Alexander Schuetz, Kathrin Heigl, Christian Zeller (Germany)
- A-0406 - Surgical treatment under local anesthesia, clinical and economical outcomes** - Eirinaios Karamanis, Iordanis Manousaridis, Ioannis Christogiannis, Filippas Giannoulis, Manos Fandridis, Sarantis Spyridonos, Nikolaos Gerostathopoulos (Greece)
- A-0416 - Non prescription of postoperative antibiotics in paronychia and felon: a prospective series of 46 cases** - Damien Delgrande, Jérôme Pierrart, William Mamane, Emmanuel Masmejean (France)
- A-0419 - Danish National clinical guidelines on treatment of distal radius fractures - use of GRADE** Camilla Ryge, Nanna Salling, Thomas Sandholdt Anderasen Anders Ditlev Foldager Jensen, Hans Tromborg, Anette Skjold Soerensen, Kirsten Krabsen, Anette Pedersen, Claus Munk Jensen, Karen-Lisbeth Bay Dirksen, Trine Torfing, Ynse de Boer, Josef M. Andersen (Denmark)
- A-0427 - Classification of morphology of olecranon's osteophyte in elbow osteoarthritis using 3D-CT** Koichi Sasaki, Kazunori Onda, Gousuke Ohki, Kohei Kanaya, Kousuke Iba, Takuro Wada (Japan)
- A-0431 - Radial head arthroplasty: What are the midterm outcomes?** - Emily Ka-yan Yip, Yuk Yin Chow, Ping Tak Chan, Alexander Kai-yiu Choi, Yat Fai Chan (Hong Kong)
- A-0445 - Role of high frequency ultrasonography in the diagnosis of carpal tunnel syndrome** B. Jagannath Kamath (India)
- A-0455 - A new Initial-R Concept on volar plating of distal radius fractures: What benefit on single-use kit?** Ergys Gjika, Jean-Yves Beaulieu (Switzerland)
- A-0464 - Toe to hand: is it worthwhile?** - Paolo Cortese, Paola Bortot, Giorgio Pajardi (Italy)
- A-0467 - Efficacy of using local anesthesia before collagenase injection in reducing overall pain experience in patients treated for Dupuytren's contracture: A quasi-randomized study** - Isam Atroshi, Jesper Nordenskjöld, Eva Ahlgren, Johanna Waldau, Markus Waldén (Sweden)
- A-0468 - Analysis of complications with polyaxial locking plating for distal radius fractures** - Kozo Morita, Maiko Ohashi (Japan)
- A-0481 - Determinants of PIP Joint Instability in Middle Phalanx Base Fractures (PIPJ Fracture dislocations)** Christian West^{1,2}, Helena Van Dam², Sandeep Buttar², A. F. Stewart Flemming² (¹UK; ²Australia)



E-POSTER

- A-0482 - Proximal Interphalangeal joint ligamentoplasty for chronic instability of the collateral ligaments.**
Case Report - Thomas Jager, Michel Merle, Bernard Lallemand (Luxembourg)
- A-0489 - Limitations of Conduits in Peripheral Nerve Repairs: Case report** - Mariana Ferreira, João Duarte Silva, Isabel Pinto, Pedro Negrão, Rui Pinto (Portugal)
- A-0490 - Biomechanics of Osteosynthesis in Hand Surgery - An E-learning Approach** - Ketii Tokmakova, Petar Molchovski, Mariya Tokmakova (Bulgaria)
- A-0493 - Total arthroplasty in the treatment of severe wrist trauma** - Stefan M Froschauer¹, Leonard S Bodell², Manfred Behawy¹, Oskar Kwasny¹, Harald Schoffl¹ (¹Austria; ²USA)
- A-0502 - Bifid median nerve and tendons laceration at the wrist level** - Panayiotis D. Megaloikonomos, Vasileios Kontogeorgakos, Michael Christodoulou, Panayiotis Papagelopoulos (Greece)
- A-0514 - Evaluation of therapeutic practices among members of the French Association of Hand Surgeons: postoperative antibiotic therapy for paronychia and felon** - Damien Delgrande, Jérôme Pierrart, William Mamane, Emmanuel Masmejean (France)
- A-0515 - Lower Limb Peripheral Nerve Lesions** - Bampitsioti A., Zemadani D., Kiziridis G, Voutsas D, Hatzilyannakis A. (Greece)
- A-0517 - Reconstruction of Cubitus Varus Deformity With Allograft After Medial Condyle Fracture in A Child: A Case Report** - Hakan Zeybek, Mustafa Kürklü, Selim Turkkan, Nuray Can, Arsen Arsenishvili, Ergin Coskun, Yalcin Kulahci (Turkey)
- A-0521 - Diagnostic and Therapeutic Challenges in the Treatment of Distal Radio-Ulnar Joint Fracture-Dislocations and their Complications: Radiological and Clinical Factors Affecting Post-Operative Outcome** - Umberto Valentinotti, Dario Capitani, Valentina Scita, Antonio Fiore, Bruno Bono (Italy)
- A-0530 - Florid Reactive Periostitis of the Distal Radius Mimicking Osteosarcoma. Case Report** - Marcos Sanmartín-Fernández, José Couceiro-Otero (Spain)
- A-0531 - Reposition flap techniques in fingertip amputations** - Alper Aksoy, Emin Sir, Melike Güngör (Turkey)
- A-0532 - Bilateral kienbock disease. 20 years after treatment** - Antonio Nuñez, Ana Comasolives, Luis Yun, Jorge Saus (Spain)
- A-0534 - A New Technique for Reconstruction of Eponychia Deformities Due to Burns: Bilateral Lateral Nail Fold Based Flap** - Fatih Ceran, Salih Onur Basat, Mehmet Bozkurt (Turkey)
- A-0540 - In vivo RSA analysis of total joint arthroplasty of the trapeziometacarpal joint of the thumb** - Gerald Kraan, Ten Brinke, Blom, Ruud Deykers, Edwin Ooms, Nina Mathijssen (The Netherlands)
- A-0547 - Injectable Collagenase Clostridium Histolyticum for Dupuytren's contracture: management with local anaesthesia** - Aurelio Portincasa, Nicola Fini, Domenico Parisi, Luigi Annacontini, Roberto Cecchino (Italy)
- A-0554 - Immediate active mobilization in patients with scaphoid non-union treated with autologous bone grafting: treatment proposal** - Stefania Paparo, Rossella Pagliaro, Francesca Tolosa, Valentina Tivolese, Andrea Ghezzi, Giorgio Pajardi (Italy)
- A-0572 - Splinting in Epidermolysis Bullosa, a Review of Literature** - Elham Sadeghein (The Netherlands)
- A-0573 - Comparison between external fixator and plate fixation in AO type C distal radius fractures** - Ki-Tae Na, Yoon-Min Lee, Yoon-Bae Kong, Jae-Hoon Choi, Seok-Whan Song (Korea)
- A-0579 - How well are we managing the thumb in hand trauma?** - Manpreet S Sidhu, Karthik Srinivasan, Darren Chester (UK)
- A-0591 - Primary tenosynovial osteochondromatosis of FDS of the little finger: report of a case of a rare clinicopathologic entity** - Lorenzo Garagnani (Italy)
- A-0597 - First use of photogrammetry in the assessment of the postoperative swelling course after arthroscopy** - Philip Metz, Christian Wolter, Sebastian Leitsch, Elias Volkmer, Riccardo Giunta (Germany)
- A-0605 - Good correlation between DXA/BMD and CT/HU for measurement of trapezium bone density** - Maiken Stilling, Kamille Breddam Mosegaard, Nadja Bouteldja, Torben Bæk Hansen (Denmark)

E-POSTER

- A-0606 - PIN injury post biceps re attachment: management strategies, early assessment and referral** - Mohammad Nassimzadeh, Petros Mikalef, Colin Shirley, Dominic Power (UK)
- A-0612 - Hand resuscitation after severe crush burn: old techniques and new trends** - Thomas Giesen, Holger Klein, Florian Früh, Maurizio Calcagni (Switzerland)
- A-0614 - Joint contact areas after radial head arthroplasty. A comparative study of three prostheses** - Fabian Mounongo, Aurélie Andrzejewski, Véronique Feipel, Marcel Rooze, Frédéric Schuind (Belgium)
- A-0616 - Percutaneous pin fixation using distal radio-ulnar pin for treatment of distal radius fractures to prevent fracture settling** - Jin Young Kim, Suk Kee Tae (South Korea)
- A-0618 - Carpal Tunnel Instability Syndrome (CTIS) After Carpal Tunnel Release** - Houshang Seradge, Winfred Parker, Carrie Baer (USA)
- A-0619 - Treatment of Humeral Shaft Fracture with Retrograde Intramedullary Nail** - Yoon-Min Lee, Yoon-Bae Gong, Jae-Hoon Choi, Kwang-Yeon Song, Seok-Whan Song (Korea)
- A-0621 - Median nerve sliding before and after carpal tunnel release** - Ales Fibir, Robert Cap, Jan Vanek (Czech Republic)
- A-0627 - Stress Distribution By the Finite Element Method in Kudo Total Elbow Arthroplasty** - G. Niitsuma, J. Ikeda, H. Nishikawa, Y. Usui, K. Inagaki, T. Osanai, K. Kobayashi, H. Maruyama, R. Kadowaki, H. Kimura, N. Inou (Japan)
- A-0628 - Treatment of palmar displacement type of distal radius fracture combined with trapezial ridge fracture or hamate hook fracture** - Kanji Furuya, Keikichi Kawasaki, Katsunori Inagaki, Sakai Takeshi, Tetsuya Nemoto (Japan)
- A-0629 - Restoration of Paralytic hand deformity** - Sajid Husain (India)
- A-0630 - Adipocutaneous Flap to restore fullness of 1st web space depression** - Sajid Husain (India)
- A-0635 - Treatment of iterative nonunion of the forearm by free vascularized medial femoral condyle** - Stephane Barbary, Antoine Dederichs (France)
- A-0642 - Controlling the Tension of a Static Progressive Orthosis** - Deborah A. Schwartz (USA)
- A-0643 - An unusual presentation of radial nerve injury with a closed fracture of the humerus in a child** - Anil Bhatia¹, Erica Cavalli² (¹India; ²Italy)
- A-0646 - External Bone Remodeling after Injectable Calcium-Phosphate Cement in Benign Bone Tumor: 2 cases in the Hand** - Satoshi Ichihara^{1,2}, Lucile Vaiss¹, Andrea Leti Acciaro³, Sybille Facca¹, Philippe Liverneaux¹ (¹France; ²Japan; ³Italy)
- A-0651 - A new salvage arthroscopic procedure for high stage Kienbock's disease: preliminary series of 6 patients** - Gilles Cohen, Christian Couturier, Philippe Roure, Didier Fontès (France)
- A-0656 - Distal radius fractures in patients over 60, osteoporotic profile** - J. Canosa, C. López, M. Varshavsky, Ch. Gordo, J. J. Morales, J. M. Ilobre, O. Salgado, M. de la Torre (Spain)
- A-0662 - Surgical treatment of malunited distal radius fracture complicated by carpal tunnel syndrome** - Andrey Maximov, Igor Golubev (Russia)
- A-0664 - Case Report: Arthroscopic debridement of a capitatum proximal pole osteonecrosis secondary to an homozygous sickle cell disease** - Gilles Cohen, Bertrand Bauer, Bernard Cadot, Didier Fontès (France)
- A-0671 - Non- microsurgical combined techniques for post-traumatically defects of distal phalanx of the thumb and long fingertips** - Mihaela Perțea, O. Rusu (Romania)
- A-0679 - Metacarpal shaft fractures. Treatment with cerclage wiring** - Violeta Levy, Marcelo Mazzola, Martín Gonzalez (Argentina)
- A-0680 - Usefulness of antibiotic impregnated cement spacers for hand osteomyelitis** - Violeta Levy, Marcelo Mazzola, Martín Gonzalez (Argentina)
- A-0681 - From battlefield to Birmingham: The management of complex combat upper limb injuries in a civilian setting** - Darren Roberts, Dominic Power, Mark Foster, Darren Chester, Rajive Jose, Michael Craigen, Sarah Stapley (UK)

E-POSTER

A-0682 - Preliminary Experimental Report of New Variant Modified Kleinert Method - Arata Kojima, Nobuyuki Tanigawa, Aya Urishisaki, Yukio Ueda, Seigo Hukuda - Kori Hospital of Kansai Medical University, Neyagawa, Japan

A-0684 - Carpal tunnel syndrome caused by Kashin Beck disease: A case report - Shintaro Ohno, Hiroshi Arino, Masatoshi Amako, Yasufumi Hirahara, Koichi Nemoto (Japan)

A-0689 - Simplifying Irrigation of Flexor Tenosynovitis - Shan Shan Jing, Srinivasan Iyer (UK)

A-0691 - Protecting Flexor Tendon Repair in Preschool Children - Shan Shan Jing, Srinivasan Iyer (UK)

A-0701 - Carpo-metacarpal and trapezoid dislocations and multiple carpal fractures - Robert Gvozdenovic, Lars Soelberg Vadstrup (Denmark)

A-0709 - Spontaneous Rupture of FDP to Index finger associated with 10 year FPL rupture left untreated, secondary to DISI deformity after scaphoid non-union. Case Report - Petros Mikalef, Amrita Chandra, Manish Gupta, Simon Tan (UK)

A-0712 - Surgical management of windblown fingers - Olga Agranovich (Russia)

A-0722 - Five-year follow up of percutaneous needle fasciotomy: An experience in a district general hospital in England - Alexander Durst, Shruti Raut, Andrew McKee, Jonathan Jones (UK)

A-0723 - Evaluation of chitosan based artificial nerve grafts - K. Haastert-Talini¹, C. Grothe¹, S. Geuna², L.B. Dahlin³, T. Freier¹, F. Siemers¹, K. Weissenberg¹ (¹Germany; ²Italy; ³Sweden)



**THERAPISTS
WORKSHOPS**
18-19 JUNE 2015

HWVBI MEETING
16-17 JUNE 2015



THERAPISTS WORKSHOPS

AIRM - Associazione Italiana Riabilitazione della Mano
in collaboration with: **EFSHT** - European Federations
of Societies for Hand Therapy

18-19 JUNE 2015

Organizing and Scientific Committee

Tracy Fairplay
Elena Marta Mancon
Monica Seves
Claudia Viganoni

Thursday, 18 June 2015

ROOM: Blue 1+2

08:00-08:30

OPENING REMARKS

Tracy Fairplay - Monica Seves (Italy)

08:30-10:00

MAIN LECTURE

Understanding the Anatomical Basis of Hand Pathologies, from the inside out - Pat McKee (Canada)

11:00-12:30

ROOM: GREEN 1

WORKSHOP Splinting of the rheumatoid hand - Giulia Guidi (Italy)

ROOM: GREEN 2

WORKSHOP The do's and don'ts in publishing a research article - Ruud Selles (Netherlands)

ROOM: GREEN 3

WORKSHOP Neurogliding exercises of the upper extremity - Ruggero Strobbe (Italy)

ROOM: ORANGE 1

WORKSHOP Kinesiotaping: indications for upper extremity pathologies - Stefano Frassine (Italy)

ROOM: ORANGE 2

WORKSHOP Flexor Tendons: when & how to apply an early controlled active motion protocol - Rose A. Luciano (Italy)

ROOM: ORANGE 3

WORKSHOP Static progressive and dynamic splinting of the Elbow - Dominique Thomas (France)

Thursday, 18 June 2015

14:00-15:30

ROOM: GREEN 1

WORKSHOP Synthetic casting for finger injuries of the hand - Silvio Tocco (Italy)

ROOM: GREEN 2

WORKSHOP ECHT certification: a guide to compile your hand therapy profile - Roma Bhopal (United Kingdom)

ROOM: GREEN 3

WORKSHOP Hand and brain neuronal connections and Mirror Therapy - Nicole Grunert-Pluss and Jorg Grunert (Switzerland)

ROOM: ORANGE 1

WORKSHOP Assessment of recovery after peripheral nerve injury to the hand (with specific focus on sensory-motor recovery) - Tina Jerosh-Herold (United Kingdom)

ROOM: ORANGE 2

WORKSHOP How to optimize the effectiveness of a hand orthosis - Griet van Veldhoven (Belgium/Norway)

ROOM: ORANGE 3

WORKSHOP CRPS and an explain pain treatment approach - Turid Aasheim (Norway)

16:30-18:00

ROOM: GREEN 1

WORKSHOP Thumb rehabilitation after surgical reconstruction or pollicization in congenital hand malformations - Patrizia Rossi and Elena Marta Mancon (Italy)

ROOM: GREEN 2

WORKSHOP Intrinsic Muscle Strength: what are we missing out on in measuring muscle strength? Ton Schreuders (Netherlands)

ROOM: GREEN 3

WORKSHOP Rehabilitation following peripheral nerve injury with focus on sensory re-learning - Birgitta Rosen (Sweden)

ROOM: ORANGE 1

WORKSHOP Rehabilitation strategies for brachio-plexus injuries - Cigdem Ayhan (Turkey)

ROOM: ORANGE 2

WORKSHOP Dupuytren's disease its treatment. Then and now - Debbie Larson (United Kingdom)

ROOM: ORANGE 3

WORKSHOP Neoprene splinting of spastic hand - Giovanni Pegoraro (Italy)



Friday, 19 June 2015

08:30-10:00

ROOM: GREEN 1

WORKSHOP Synthetic casting for finger injuries of the hand - *Silvio Tocco (Italy)*

ROOM: GREEN 2

WORKSHOP ECHT certification: a guide to compile your hand therapy profile - *Roma Bhopal (United Kingdom)*

ROOM: GREEN 3

WORKSHOP Hand and brain neuronal connections and Mirror Therapy - *Nicole Grunert-Pluss and Jorg Grunert (Switzerland)*

ROOM: ORANGE 1

WORKSHOP Assessment of recovery after peripheral nerve injury to the hand (with specific focus on sensory-motor recovery) - *Tina Jerosh-Herold (United Kingdom)*

ROOM: ORANGE 2

WORKSHOP How to optimize the effectiveness of a hand orthosis - *Griet van Veldhoven (Belgium/Norway)*

ROOM: ORANGE 3

WORKSHOP CRPS and an explain pain treatment approach - *Turid Aasheim (Norway)*

11:00-12:30

ROOM: GREEN 1

WORKSHOP Thumb rehabilitation after surgical reconstruction or pollicization in congenital hand malformations - *Patrizia Rossi and Elena Marta Mancon (Italy)*

ROOM: GREEN 2

WORKSHOP Intrinsic Muscle Strength: what are we missing out on in measuring muscle strength? - *Ton Schreuders (Netherlands)*

ROOM: GREEN 3

WORKSHOP Rehabilitation following peripheral nerve injury with focus on sensory re-learning - *Birgitta Rosen (Sweden)*

ROOM: ORANGE 1

WORKSHOP Rehabilitation strategies for brachio-plexus injuries - *Cigdem Ayhan (Turkey)*

ROOM: ORANGE 2

WORKSHOP Dupuytren's disease its treatment. Then and now - *Debbie Larson (United Kingdom)*

ROOM: ORANGE 3

WORKSHOP Neoprene splinting of spastic hand - *Giovanni Pegoraro (Italy)*

Friday, 19 June 2015

14:00-15:30

ROOM: GREEN 1

WORKSHOP Splinting of the rheumatoid hand - *Giulia Guidi (Italy)*

ROOM: GREEN 2

WORKSHOP The do's and don'ts in publishing a research article - *Ruud Selles (Netherlands)*

ROOM: GREEN 3

WORKSHOP Neurogliding exercises of the upper extremity - *Ruggero Strobbe (Italy)*

ROOM: ORANGE 1

WORKSHOP Kinesiotaping: indications for upper extremity pathologies - *Stefano Frassine (Italy)*

ROOM: ORANGE 2

WORKSHOP Flexor Tendons: when & how to apply an early controlled active motion protocol - *Rose A. Luciano (Italy)*

ROOM: ORANGE 3

WORKSHOP Static progressive and dynamic splinting of the Elbow - *Domenique Thomas (France)*

17:00-18:30

MAIN LECTURE

ROOM: YELLOW 3

Biopsychosocial approach to Orthotic intervention - *Pat McKee (Canada)*

18:30-18:45

Presentation of IFSHT Congress in Buenos Aires Argentina 2016

18:45

Closing remarks



HWBI MEETING 16-17 JUNE 2015

Symposium Chairs

Marc Garcia-Elias, Insitut Kaplan, Spain
Frederick W. Werner, SUNY Upstate Medical University, USA

Local Organizing Committee

Riccardo Luchetti, Co-chairman
Giorgio Pajardi, Co-chairman

International Advisory Committee

Kai-Nan An, Mayo Clinic, USA - Chair
Moree Beppu, St. Marianna University, Japan
Zong-Ming Li, Cleveland Clinic, USA
David L. Nelson, San Francisco Bay Area Hand Club, USA
Frederic Schuind, Universite Libre de Bruxelles, Belgium
William H. Seitz, Jr. Cleveland Clinic, USA
Fong-Chin Su, National Cheng Kung University, Taiwan

International Program Committee

J.J. Trey Crisco, Brown University, USA
Kenneth Fischer, University of Kansas, USA
Zong-Ming Li, Cleveland Clinic, USA
David L. Nelson, San Francisco Bay Area Hand Club, USA
Fong-Chin Su, National Cheng Kung University, Taiwan
Frederick W. Werner, SUNY Upstate Medical University, USA

Tuesday, 16 June 2015

08:00-08:10

OPENING REMARKS

Fred Werner, Zong-Ming Li & JJ Trey Crisco

08:10-08:40

Moderator: Fred Werner

History of Hand and Wrist Biomechanics at the Mayo Clinic - Kai-Nan An

08:40-10:00

SESSION: WRIST 1

Moderator: Ken Fischer

In Vivo Joint Contact Pressure Distributions in the Hand and Wrist - Ken Fischer

Biomechanics of carpal instability - Frederick Werner

Understanding the wrist radiograph - David Nelson

Estimation of Subject-Specific Muscle Capacities for Musculoskeletal Modelling of the Hand and the Wrist

Benjamin Goislard de Monsabert, Jérémy Rossi, Guillaume Rao, Eric Berton, Laurent Vigouroux

Discussion

10:00-10:20 Coffee Break

Tuesday, 16 June 2015

10:20-11:30

SESSION: ARTHROPLASTY

Moderator: Peter Evans

Ulnar head replacement - Peter Evans

Limited and total wrist fusions - Arnold-Peter Weiss

Biomechanical Comparison Between The Universal2 and Maestro Total Wrist Implant: A Finite Element Study - Magnus K. Gislason, Evan Foster, David H. Nash

Biarticular Concentric Carpal Mechanics and Coxa Manus Surgery - Gaetano Maurizio Grippi

Discussion

11:30-12:40

SESSION: THUMB 1

Moderator: JJ Trey Crisco

CMC Joint Biomechanics - JJ Trey Crisco

Trapeziometacarpal Joint Fusion Reduced the Thumb-Tip Trajectory Area Approximately 30% of the Original Trajectory Area: A Cadaveric Study - Yusuke Kawano, Toshiyasu Nakamura, Mitsunori Tada, Yusaku Kamata, Shinjiro Sueda, Dinesh Pai, Takeo Nagura, Kazuki Sato

Mathematical Modeling of the Trapeziometacarpal Joint For In Vivo Stress Distribution Analysis - Benjamin Dourthe, Priscilla d'Agostino, Filip Stockmans, Faes Kerkhof, Evie Vereecke

CT Scans Allows for Early Evaluation of Joint Space Narrowing Within the First Carpo-Metacarpal Joint Osteoarthritis - M. Conconi, E. Halilaj, V. Parenti Castelli, J. J. Crisco

Women have Similar Carpometacarpal Joint Morphology to Men - M.T.Y.Schneider, J. Crisco, A. C. Weiss, A. L. Ladd, P. Nielsen, T. Besier, J. Zhang

Discussion

12:40-14:00 Lunch

14:00-14:30

SESSION: WRIST 2

Moderator: Zong-Ming Li

Dart-throwing motion in patients with scapholunate instability. A dynamic 4D computed tomography study
Marc Garcia-Elias

In Vitro Scapholunate Rotations with FDP Tendon Loading - Greg Couzens, Lance Wilson, Caroline Grant



Tuesday, 16 June 2015

14:30-16:00

SESSION: CARPAL TUNNEL

Moderator: Riccardo Luchetti

Segmental pressure along the carpal canal: a study performed with changes in hand and wrist position in patients with CTS and controls - *Riccardo Luchetti*

Biomechanics of the Transverse Carpal Ligament - *Zong-Ming Li*

Ultrasound Assessment for the Effectiveness of Carpal Tunnel Release on Median Nerve Deformation - *Y. Yoshii, T. Ishii, W.L. Tung*

Tensile Properties of the Transverse Carpal Ligament In-Situ - *Ukadike C. Ugbohue, Quentin A. Fogg, Magnus K. Gislason*

Three-Dimensional Stiffness of the Wrist Structure - *Joseph N. Gabra, Zong-Ming Li*

Subclinical Nerve Compression: A Subtle Physical Finding with Extensive Implications - *William B. Ericson, Jr*

Discussion

16:00-16:20 *Coffee Break*

16:20-17:40

SESSION: DISTAL RADIUS

Moderator: Arnold-Peter Weiss

Preventing complications with volar plating - *David Nelson*

The biomechanics of articular fracture fixation in distal radius fractures - *Jorge Orbay*

Correlation Between Distal Radius Cortical Thickness and Bone Mineral Density - *Tracy Webber, Shaun Patel, Michael Pensak, Olukemi Fajolu, Tamara Rozental, Jennifer Moriatis Wolf*

Variation in Antagonist Activity in Isometric Forearm Muscle Contraction - *Greg Couzens, Graham Kerr, Derrick Maxwell*

Proprioception of the Wrist Following Distal Radius Fracture-a Protocol for Evaluation and Treatment
Ronit Wollstein

Discussion

Wednesday, 17 June 2015

08:00-9:30

SESSION: MANIPULATION AND MOTION

Moderator: Veronique Feipel

3D Kinematics and modeling of the wrist and fingers in vivo - *Veronique Feipel*

Role of digit force-to-position modulation for dexterous manipulation - *Marco Santello*

Precision Pinch Performance in the Hands of Patients following Nerve Repair - *Hsiu-Yun Hsu, Li-Chieh Kuo, Ta-Shen Kuan, Fong-Chin Su, Haw-Yen Chiu*

Importance of Grasp Types for Personal Autonomy During Activities of Daily Living (ADL) - *V. Gracia-Ibáñez, M. Vergara, J.L. Sancho-Bru*

Reach-to-Grasp Movement under Different Sensory Conditions in Children with Developmental Coordination Disorder: A Pilot Study - *Hsiu-Ching Yang, Li-Chieh Kuo, Ta-Shen Kuan, Hsiu-Yun Hsu*

Range of motion of the wrist while driving a car - *Sebastian V. Gehrmann, Sabrina Pfau, Joachim Schaedle, Georg Jansing, Joachim Windolf*

Discussion

09:30-10:00 *Coffee Break*

10:00-11:20

SESSION: FINGERS & GRASPING

Moderator: Fong-Chin Su

Biomechanical Aspects of Trigger Finger - *Fong-Chin Su*

A Review of Innovative Evaluation of Dexterity - *Francisco J. Valero-Cuevas, Susan V. Duff, Dorit H. Aaron, Gloria R. Gogola*

Is the Minimization of Secondary Moment During Finger Pressing Task Related to Muscle Force Economy?
Jérémy Rossi, Benjamin Goislard de Monsabert, Eric Berton, Laurent Vigouroux

Boutonniere Deformity Mechanics Captured and Defined Using Finite Element Methods - *Giovanni F. Solitro, Farid Amirouche, Mark Gonzalez*

The Expressions of Estrogen Receptors in de Quervain's Disease - *Chien-An Shih, Fong-Ching Su, Po-Ting Wu, Chia-Lung Li, I-Ming Jou*

Evaluation of Forces During Two Different Pushup Styles - *Ronit Wollstein*

Discussion

Wednesday, 17 June 2015

11:20-12:40

SESSION: THUMB 2

Moderator: Amy Ladd

The puzzle of the thumb - mobility, stability and demands in opposition - Amy Ladd

In Vivo Analysis of Joint Function Using Dynamic CT - Faes D. Kerkhof, Eddy Brugman, Filip Stockmans, Ilse Jonkers, Evie E. Vereecke

Biomechanical Analysis of the Thumb Carpometacarpal Joint Ligaments - Mireia Esplugas, Alex Lluch, Marc Garcia-Elias, Nathalie Mobargha, Elisabeth Hagert

Interrater and Intrarater Reliability of the Radiographic Thumb Osteoarthritis Index - Thomas J. McQuillan, Tarpit Patel, Deborah Kenney, Amy L. Ladd, Arnold-Peter C. Weiss, Joseph J. Crisco

Power Grip and the Biomechanics of CMC Osteoarthritis - Jorge L. Orbay, Michael R. Mijares

Decreased Functional Pinch Strength is Associated with Early Thumb CMC Osteoarthritis - Thomas J. McQuillan, Deborah Kenney, Joseph J. Crisco, Arnold-Peter C. Weiss, Amy L. Ladd

Discussion

12:40

CLOSING REMARKS

Kai-Nan An & Marc Garcia-Elias



GENERAL
INFORMATION



GENERAL INFORMATION

CONGRESS VENUE

Mi.Co.

Via Gattamelata, Gate 14
Milan (Italy)

ORGANIZING SECRETARIAT



PLS Educational

Via della Mattonaia, 17
50121 Florence - Italy
Phone: +39 055 24621
E-mail: fessh@promoleader.com
Website: www.fessh2015.eu

SECRETARIAT ON-SITE OPENING HOURS

Wednesday 17 June 2015: 16:00-20:00
Thursday 18 June 2015: 07:30-17:30
Friday 19 June 2015: 07:30-18:00
Saturday 20 June 2015: 07:30-12:30

REGISTRATIONS

On-site methods of payment

On-site payment can be made in cash (EURO) or credit card (VISA and Mastercard only)

Registration fee includes:

- Access to lunch workshops
- Abstract book
- Congress bag with scientific material
- Congress badge
- Access to the exhibition area
- Access to the Opening Ceremony and Welcome Reception
- Coffee breaks

OFFICIAL LANGUAGE

The official language of the Congress is English. No simultaneous translation is provided.

WI-FI

Free access to wireless internet in the congress venue; select the "FESSH2015" network and enter the access code "FESSH2015"

ITALIAN PHONE COUNTRY CODE

To Italy, dial 00 followed by the country code 39.

LIABILITY AND INSURANCE

The Organizing Secretariat and Committee accept no liability for personal injuries or loss or damage of property belonging to the congress delegates, either during or as a result of the congress or during any of the social events. It is recommended that participants arrange their own personal health, accident and travel insurance.

LUNCH

No lunches are provided during the congress.

SCIENTIFIC PROGRAM

To make your choice on which free paper lecture to attend a little easier, the free papers that the scientific committee considered the best, are marked red.

POSTERS

The posters are available as e-posters only. No paper posters will be displayed during the congress. 5 computers are provided in the exhibition area for all to browse the posters during the whole congress.

SPEAKERS ROOM/SLIDE CENTER

The speakers room is located near the registration area at level 1 of the conference center. Presentations must be delivered to the speakers room at least 3 hours before the session starts. Personal computers in the session rooms will not be accepted.

Speakers room/Slide Center opening hours:

Wednesday 17 June 2015: 16:00-20:00
Thursday 18 June 2015: 07:30-17:30
Friday 19 June 2015: 07:30-18:00
Saturday 20 June 2015: 07:30-12:30

INSTRUCTIONAL COURSE BOOK

The book of Instructional Course (Dupuytren's disease) will be given to all FESSH delegates at the dedicated desk, near registration area.

GETTING TO MILAN

By air

Milan is one of the best-connected international cities in the world with over 3,400 weekly direct flights to 170 global destinations.

With **3 airports** - **Linate**, **Malpensa** and **Orio al Serio** - Milan is one of the most important intercontinental hub in all of Southern Europe.

By road

Milan is at the centre of a first class motorway and trunk road network linked to every part of Italy and Europe.

The **Milan Convention Centre** is just 2 km (1,2 miles) from the ring road where the national motorways converge.

By train

Milan is at the heart of the European rail network and the key hub of the national Network. Three rail companies operate in Milan: **Trenitalia** for national and international routes, **Italo** for fast national routes and **Trenord** for local transport.

Stazione Centrale

A crucial European rail hub linking Milan to other countries and the rest of Italy.

The station is 3 km from the city center and very well connected with it by the city underground system (4 stops).

Stazione Cadorna

The main departure point for local trains, It connects Milan to Malpensa airport in 40 minutes and to many touristic destinations including Lake Como. It is 1 km far from the city center and easily connected by metro (4 stops).



GENERAL INFORMATION

GETTING AROUND MILAN

Metropolitana

Milan is served by three underground lines which cross the city from one side to the other, with 70km (43 miles) of track. Each is identified by a colour: MM1 (red), MM2 (green) and MM3 (yellow). Beneath the city, work continues to extend the existing underground railway lines, and the creation of the new MM4 and MM5 is underway.

In operation: from 5.30 am to 00.30 am

Frequency: every 2 minutes at peak times, every 4-5 minutes at other times.

Underground rail link

Underground rail link "The Passante" rail link is one of Milan's newest infrastructure developments. It is an underground rail link which crosses the city, joining the overground rail networks to the Metro.

In operation: from 6.30 am to 8.00 pm

Frequency: every 10 minutes.

Buses and tram

ATM provides an integrated network of surface transport, based on around 120 lines including trams, trolley buses and buses. ATM has also created an on-demand night bus service. Like a taxi, the bus will collect passengers and drop them off at a destination of their choice.

In operation: from 4.00 am to 01.45 am

Frequency: every 3 minutes at peak times, every 6 minutes at other times.

Taxi

Milano has 6,000 taxis, which are easily identified by their white colour.

They have a clearly visible white light on their roof which, when on, indicates that they are available. The Milano Taxi Companies are always made aware of major events taking place at the MiCo and are accustomed to the needs of delegates.

In operation: from 4.00 am to 01.45 am

Frequency: every 3 minutes at peak times, every 6 minutes at other times.

Milan is served by three underground lines which cross the city from one side to the other with 70 km of track. Beneath the city excavations continue in order to extend the existing underground network and the creation of 2 new lines is underway.

Two new underground stations will be opened in front of the MiCo Convention Center.

USEFUL TELEPHONE NUMBERS

Milano Linate Airport: 0039 02 232323

Malpensa Airport: 0039 02 232323

Taxi Service: 0039 02 4040

Medical Emergency: 118

Other Emergency: 112

CLIMATE AND CLOTHING

The weather in Milan in June is usually hot and sunny with daily temperatures ranging from 20°C to 35°C. Night temperatures are usually mild.

CURRENCY

EUR (€) is the official currency in Italy. Money can be changed at the main train stations, international airports, major banks, exchange bureau, most large hotels and the post office. All major credit cards are accepted in most hotels, restaurants and shops.

EXPO 2015

Expo Milano 2015 is a non-commercial Universal Exposition with some very unique and innovative features. Not only is it an exhibition but also a process, one of active participation among a large number of players around the theme of **Feeding the Planet, Energy for Life**. It is sustainable, technological, thematic and focused on its visitors.

Open from **May 1 to October 31, 2015**, the Expo will host over 130 participants. Running for 184 days, this giant exhibition site, covering one million square meters, is expected to welcome over 20 million visitors.

A journey of tastes

Visitors will experience a unique journey that looks at the complex theme of nutrition. They will have the possibility to take a trip around the world, sampling the food and traditions of people from all over the globe. **Expo Milano 2015** will be the first Exposition in history to be remembered not only for its products but also for its contribution towards education on food and the planet's precious resources.

A lot of meetings will be organized during the EXPO 2015.

The event list is constantly updated on the website **www.expo2015.org**.

This image shows a blank sheet of white paper with horizontal ruling lines. The lines are evenly spaced and extend across the width of the page. At the bottom of the page, there is a decorative border consisting of several overlapping, light blue wavy lines. The overall appearance is that of a clean, unused piece of stationery or a template for a document.[illegible]



CONGRESS
SPONSORS
& EXHIBITORS



CONGRESS MAP
MICO - NORTH WING - LEVEL +1




Stand Nr.	Company name
1	Materialise N.V.
2	S&T
3	Wright Medical
4	Groupe Lepine
5	Groupe Lepine
6	Groupe Lepine
7	D.D.E. Dynamic Devices Europe
8	Cedaron Medical
9	Integra Lifescience Services
10	Integra Lifescience Services
11	Orfit
12	Medartis
13	Arthrex
14	Pillet Hand Prostheses
15	SOBI - Swedish Orphan Biovitrum
16	SOBI - Swedish Orphan Biovitrum
17B	Tornier International
20	DePuy Synthes
21	KLS Martin Group
22	AxoGen
23	Acumed
24	Jeil Medical Corporation
25	Smith&Nephew Orthopaedics
26	Biover
28	Newclip Technics
29	Newclip Technics
30A	Biomet Europe
30B	Zimmer
32A	Stryker
32B	Onbone
33	MicorAire
34	Skeletal Dynamics
35	Evoluzioni Mediche
36	Evoluzioni Mediche
37	Orthoscan
40	Patterson Medical
42	Hologic
43	Karl Storz
44	Fziomed
51	Igea
52	OsteoMed
53	Procosil
54	Univet
E1	FESSH 2016
E2	FESSH 2017
E3	Sage Publications
E4	Wisepress
E5	Meditheque
E6	Piccin
E7	EFST
E8	IFSHT

VIA GATTAMELATA

SPONSORED WORKSHOPS

Thursday, 18 June 2015

12:45-13:45

	MEDARTIS All around the scaphoid Speakers: Christoph PEZZEI, Radek KEBRLE, Michael SCHÄDEL-HÖPFNER Room: Green 1
	SWEDISH ORPHAN BIOVITRUM Getting under the skin of Dupuytren's contracture Speakers: Giorgio PAJARDI, Stephan WILBRAND, Maarten VAN NUFFEL, Søren LARSEN Room: Green 2
	FZIOMED The prevention and treatment of T/N adhesions in hand surgery state of the art Speakers: Michele RICCIO, Alex PONTINI, Piero DI GIUSEPPE, Pierluigi TOS, Sebastian MAGOBOTHA, Chiara NOVELLI Room: Green 3
	EVOLUZIONI MEDICHE RegJoint Speakers: Antonio LANDI, Norman DELLA ROSA, Burkhard MAI, Mathilde GRAS, Christophe MATHOULIN Room: Orange 1
	AXOGEN Panel Discussion on Nerve Repair and Regeneration Speakers: Peter J. EVANS, Ivan DUCIC, Bauback SAFA, Erick DeVINNEY Room: Orange 2
	SMITH&NEPHEW There's a smarter way to treat distal radius fractures with the D-RAD SMART PACK™ System Speaker: Matt BURNS Room: Orange 3

SPONSORED WORKSHOPS

Friday, 19 June 2015

12:45-13:45

	GROUPE LEPINE Current questions and future issues in CMC1-OA arthroplasty: A 10 year experience with 13 000 implants Speakers: Thomas APARD, Stéphane BARBARY, Jean Louis BOVET, Louis KINNEN, Jacques TEISSIER Room: Green 1
	MICROAIRE Endoscopic Carpal Tunnel Live Surgery Symposium Speakers: Giorgio PAJARDI, Chiara NOVELLI Room: Green 2
	MATERIALISE Malunion of the Distal Radius: 3D Preoperative Planning and Guides Speakers: Randy BINDRA, Frederik VERSTREKEN Room: Green 3
	CITIEFFE Clinical experience with a new device in the down staging of severe degree Dupuytren disease Speakers: Roberto ADANI, Luciano CARA, Massimo CORAIN, Thomas GAUSEPOHL Room: Orange 1
	TORNIER INTERNATIONAL Long term and mid term follow-up of pyrocarbon implants in TMC joint Speakers: Philippe BELLEMERE, Antonio MERELLO Room: Orange 2

Thank you for your support

PLATINUM SPONSOR



GOLD SPONSOR

medartis®

SILVER SPONSORS



HOLOGIC®

MICROAIRE®



stryker®



EXHIBITORS, OTHER PARTNERS

Abiogen Pharma Spa
Acumed LLC
Alfa Wassermann Spa
Arthrex GmbH
Biomet Europe
Biover AG
Cedaron Medical Inc
Citieffe Srl
D.D.E. Dynamic Devices Europe Srl
Grünenthal Italia s.r.l.
IgeaSpa
Integra LifeScience Services SA

Jeil Medical Corporation
Karl Storz GmbH & Co. KG
KLS Martin Group
Laboratorios Farmacéuticos ROVI, S.A.
Materialise N.V.
MDM Spa
MediTheque
Newclip Technics
Onbone Oy
Orthoscan
Osteo Med LLC
Patterson Medical Ltd

Piccin
Pillet Hand Prostheses
Procosil
S&T AG
SAGE Publications Ltd
Skeletal Dynamics
Smith&Nephew Orthopaedics AG
Univet
Wisepress Ltd
Wright Medical
Zimmer GmbH

INTEGRA®
LIMIT UNCERTAINTY

For thumb and finger
arthroplasties,
choose pyrocarbon

Visit us on **BOOTH #10**

Integra LifeSciences Services (France) SAS
Sales & Marketing EMEA
Immeuble Séquoia 2 ■ 97 allée Alexandre Borodine
Parc technologique de la Porte des Alpes
69800 Saint Priest ■ FRANCE
Phone: +33 (0)4 37 47 59 00 ■ Fax: +33 (0)4 37 47 59 99
integralife.eu

Ascension orthopedics, Inc.
8700 Cameron road, Suite 100
Austin, Texas 78754, USA

Ascension Orthopedics Ltd.
Biopark, Broadwater Road
Walwyn Garden City
Herts, AL7 3AX, United Kingdom

**0086
BSI**

Products mentioned in this document are CE class IIb devices. Please contact Integra customer service should you need any additional information on devices classification. • Please read carefully the instructions for use. • All the medical devices mentioned on this document are CE marked according to European council directive 93/42/EEC on medical devices and its relatives, unless specifically identified as "NOT CE MARKED". • Availability of these products might vary from a given country or region to another, as a result of specific local regulatory approval or clearance requirements for sale in such country or region. Last revision date: 04/2015. Integra and the Integra logo are registered trademarks of Integra LifeSciences Corporation in the United States and/or other countries. ©2015 Integra LifeSciences Corporation. All rights reserved.

Use your expertise to release the hold of Dupuytren's contracture with Xiapex*



XIAPEX®
collagenase clostridium histolyticum

An innovative, injectable procedure
for Dupuytren's contracture

Come and visit us in booth #15

Full SPC is available in the booth

*In adult patients with a palpable cord.

Xiapex® ▼ **Abbreviated Prescribing Information:** (See Xiapex Summary of Product Characteristics for full Prescribing Information) **Presentation:** Powder and solvent for solution for intrasessional use. The vial of powder contains 0.9 mg collagenase *clostridium histolyticum*. The powder is a white lyophilised powder and the solvent is a clear colourless solution. **Indications:** Treatment of Dupuytren's contracture in adult patients with a palpable cord. **Dosage:** Xiapex must be administered by a physician appropriately trained in the correct administration of the product and experienced in the diagnosis and management of Dupuytren's disease. The recommended dose of Xiapex is 0.58mg per injection into a palpable Dupuytren's cord. For an MP joint, each dose is administered in an injection volume of 0.25ml (requiring 0.39ml solvent for reconstitution). For a PIP joint, each dose is administered in an injection volume of 0.20ml (requiring 0.31ml solvent for reconstitution). Approximately 24 hours after injection, a finger extension procedure may be performed to facilitate cord disruption. If a satisfactory response has not been achieved, injections and finger extension procedures may be repeated up to 3 times per cord at approximately 4-week intervals. Only one cord must be treated at a time. **Contraindications:** Hypersensitivity to the active substance or to any of the excipients. **Warnings and Precautions:** **Allergic reactions** – 17% of Xiapex-treated patients in phase 3 placebo-controlled clinical studies had mild allergic reactions (i.e. pruritus). Physicians must be prepared to address any severe local or systemic allergic reactions including the potential for anaphylaxis following injection, including the potential for such reactions following repeated use. Whilst there is no evidence from the clinical data of an increased risk of serious allergic reactions upon repeated injections, the potential for such reactions following repeated use cannot be excluded. **Tendon rupture or other serious injury to the injected extremity** – Injection of Xiapex into collagen containing structures of the hand other than the Dupuytren's cord may result in damage to those structures including possible tendon rupture or ligament damage. Injections into cords affecting the PIP joint of the 5th finger must not be more than 2 to 3 mm in depth and not more than 4mm distal to the palmar digital crease. Patients should be instructed to contact their physician in case of symptoms of tendon rupture. **Use in patients with coagulation disorders** – Xiapex must be used in caution in patients with coagulation disorders or those taking anticoagulants. Use of Xiapex in patients who have received anticoagulants (with the exception of up to 150mg acetylsalicylic acid daily) within 7 days prior to receiving an injection of Xiapex is not recommended. **Immunogenicity** – As with any non-human protein medicinal product, patients may develop antibodies to the therapeutic protein. Since the enzymes in Xiapex have some sequence homology with human matrix metalloproteinases (MMPs), antidrug antibodies could theoretically interfere with human MMPs. No safety concerns related to the inhibition of endogenous MMPs have been observed, in particular no adverse events indicating the development or exacerbation of autoimmune diseases or the development of a musculoskeletal syndrome but the potential for it to occur

cannot be excluded. If this syndrome were to develop, it would occur progressively and is characterised by one or more of the following signs and symptoms: arthralgia, myalgia, joint stiffness, stiffness of the shoulders, hand oedema, palmar fibrosis and thickening or nodules forming in the tendons. **Long-term safety** – Long-term safety of Xiapex is not fully characterised. The impact of treatment with Xiapex on subsequent surgery, if needed, is not known. **Drug Interactions:** Use of Xiapex in patients who have received tetracycline antibiotics e.g. doxycycline, within 14 days prior to receiving an injection of Xiapex is not recommended. **Pregnancy & Lactation:** Not recommended in pregnancy. Xiapex can be used during breast feeding. **Driving and operating machinery:** Xiapex may have a major influence on the ability to drive and use machines due to swelling and pain in the treated hand. Other minor influences include dizziness, paraesthesia, hypoesthesia, and headache, see side effects. Patients must be instructed to avoid potentially hazardous tasks such as driving or using machines until it is safe to do so or as advised by the physician. **Side Effects:** In clinical trials, the most frequently reported adverse reactions during Xiapex therapy were local injection site reactions such as oedema peripheral (local to the injection site), contusion (including ecchymosis), injection site haemorrhage and injection site pain. Injection site reactions were very common, occurring in the vast majority of patients, were mostly mild to moderate in severity and generally subsided within 1-2 weeks post injection. Serious adverse reactions of tendon rupture, tendonitis, other ligament injury and complex regional pain syndrome related to the medicinal product were reported. Very commonly reported adverse reactions include lymphadenopathy, pruritus, ecchymosis, pain in extremity, oedema peripheral (including injection site oedema and oedema), injection site haemorrhage, injection site pain, injection site swelling, tenderness, contusion. Commonly reported adverse reactions include lymph node pain, paraesthesia, hypoesthesia, burning sensation, dizziness, headache, nausea, blood blister, blister, rash, erythema, hyperhidrosis, arthralgia, joint swelling, myalgia, axillary pain, inflammation, injection site inflammation, swelling, injection site erythema, injection site pruritus, injection site warmth, injection site vesicles, skin laceration. **Overdose:** Overdose is expected to be associated with increased local injection site reactions. Provide routine supportive care and treat symptomatically. **Legal Category:** POM. **Marketing Authorisation Holder:** Swedish Orphan Biovitrum AB (publ), SE-112 76 Stockholm, Sweden. **Package Quantities and Marketing Authorisation Numbers:** Xiapex 0.9mg powder and solvent for solution for injection, EU/1/11/671/001. **Further information is available on request from:** medical.info@ sobi.com, Tel: +46(0)8 697 20 00. **Date of Preparation:** April 2015.

▼ This medicinal product is subject to additional monitoring.

It's small. It's strong. And it's all suture.

Designed for use in hand and wrist procedures


The **JuggerKnot Soft Anchor—1.0mm Mini** represents the next generation of suture anchor technology. The 1.0mm deployable anchor is completely suture-based and the first of its kind. With over 75,000 anchors sold, the award-winning JuggerKnot Soft Anchor instrumentation is now designed specifically for hand and wrist procedures. The new configuration includes two T-28 tapered needles to aid in soft tissue reattachment.

The **JuggerKnot Soft Anchor—1.0mm Mini** is indicated for:

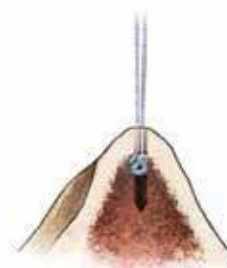
- Collateral ligament repair
- Scapholunate ligament reconstruction
- Tendon transfers in the phalanx

100% suture anchor

Available with either
#2-0 or #3-0 suture



#1 MaxBraid Suture
Polyester Sleeve



26 lbs pull-out strength¹

Sleeve protector
eliminates need for
drill guide



Drill hole is only 1mm

Two T-28 tapered needles

BIOMET
One Surgeon. One Patient.

SPORTS MEDICINE
biometsportsmedicine.com
©2015 Biomet, Inc. All rights reserved

1. Data on file at Biomet, Inc. Bench testing results are not indicative of clinical performance.

©2015 Biomet.® All pictures, products, names and trademarks herein are the property of Biomet, Inc. or its subsidiaries. For indications, contraindications and risk information, please see the package insert and visit www.biomet.com.

Live Surgery

On June 29th 2015, at 1pm (CET / Paris time)
Live from the Centre Chirurgical Emile Gallé
Nancy, France

CMC joint arthroplasty with Moovis® prosthesis
by Pr Gilles DAUTEL



Watch the operation and ask your questions in real time. Sign up now !

www.Stryker-LiveSurgery.com

Want more information ?

Don't hesitate to contact us at Extremities-Europe@Stryker.com

This document is intended solely for the use of healthcare professionals.

A healthcare professional must always rely on his or her own professional clinical judgment when deciding whether to use a particular product when treating a particular patient. Stryker does not dispense medical advice and recommends that healthcare professionals be trained in the use of any particular product before using it in surgery. The information presented is intended to demonstrate the breadth of Stryker product offerings. A healthcare professional must always refer to the package insert, product label and/or instructions for use before using any Stryker product.

Products may not be available in all markets because product availability is subject to the regulatory and/or medical practices in individual markets. Please contact your Stryker representative if you have questions about the availability of Stryker products in your area. Stryker Corporation or its divisions or other corporate affiliated entities own, use or have applied for the following trademarks or service marks : Stryker®, Moovis®. All other trademarks are trademarks of their respective owners or holders. The products listed above are CE marked according to European Medical Device Directive. This material is not intended for distribution outside the EU and EFTA.

OT-FL-21

Copyright © 2015 Stryker



Stryker Trauma AG - Bohnackerweg 1 - 2545 Selzach - Switzerland